

EVALUATION OF HERBICIDES FOR WEED CONTROL, PHYTOTOXICITY, AND YIELD IN DARK JUTE (*CORCHORUS OLITORIUS* L.) UNDER SUBTROPICAL CONDITIONS

MOHAMMAD SHAHADAT HOSSAIN¹, UTTAM KUMER SARKER^{2*}, SIRAJAM MONIRA², MD. HARUN RASHID², AHMED KHAIRUL HASAN², MD. PARVEZ ANWAR², MAHFUZA BEGUM², ABEER HASHEM³, ULKAR IBRAHIMOVA⁴, AJAY KUMAR⁵, ELSAYED FATHI ABD-ALLAH⁶ AND MD. ROMIJ UDDIN^{2*}

¹Bangladesh Jute Research Institute, Manik Mia Avenue, Dhaka, Bangladesh

²Department of Agronomy, Bangladesh Agricultural University, Mymensingh, Bangladesh

³Botany and Microbiology Department, College of Science, King Saud University, Riyadh, Saudi Arabia

⁴Institute of Molecular Biology and Biotechnologies, Ministry of Science and Education of the Republic of Azerbaijan, 11 Izzat Nabiyev, Baku AZ 1073, Azerbaijan

⁵Amity Institute of Biotechnology, Amity University, Sector-125, Noida, Uttar Pradesh 201313, India

⁶Plant Production Department, College of Food and Agricultural Sciences, King Saud University, Riyadh, Saudi Arabia

*Corresponding author's email: romijagron@bau.edu.bd, uttam@bau.edu.bd

Abstract

Substantial infestation of weed is a key constraint in jute. Chemical weed management may confirm actual long-term weed kill and ensure optimum production although it has some residual impact in soil, natural community composition and environment. In this respect, a field experiment was carried out at the Jute Agriculture Experimental Station, Manikganj (latitudes: 23°38' and 24°03' north, and longitudes: 89°41' and 90°08' east) during jute growing season (April-July) of 2021 and 2022 in Bangladesh to monitor suitable and effective herbicides for weed control in *C. olitorius* - jute. The study was designed with 18 treatments and tested in a randomized block design with 3 replications. The weed control approaches consisted of several doses of chemical herbicide, conventional practice and control. Results of the study revealed that twelve weed species represented the weed community under five families in *C. olitorius* field. *Cyperus rotundus*, *Echinochloa colonum*, *Digitaria sanguinalis*, *Eleosine indica* were more abundant among the weed species. Principal component analysis of dry matter exposed that Fluzafop-p-butyl 10% + Ethoxysulfuron 10%, Quizalofop-p-ethyl 5%+Ethoxysulfuron 15%, Fenoxaprop-p-ethyl 10%+Ethoxysulfuron 10% were effective against weeds of Cyperaceae and Poaceae family. Fenoxaprop-p-ethyl 10% + Ethoxysulfuron 10% (Sunjute Plus 20 WG) @ 300 g ha⁻¹ sprayed 8 days after sowing (DAS) performed the best in fibre yield (2.50 t ha⁻¹), and stick yield (4.99 t ha⁻¹) apart from weed free treatment. Correlation matrix demonstrated that plant height had a constructive and strong correlation with fibre yield and stick yield. Economics revealed that, the maximum gross return (149767 Tk. ha⁻¹) and benefit-cost ratio (BCR) (1.64) was observed with Fenoxaprop-p-ethyl 10% + Ethoxysulfuron 10% (Sunjute Plus 20 WG) @ 300 g ha⁻¹ sprayed 8 DAS. After evaluation of efficiency of herbicides, it allowed the development of real plant protection approaches and the improvement of yield in jute. The constraint of this study was only done in one location but multi-location trials can be conducted before recommending the package to the farmers.

Key words: Weed control rating, Herbicide selectivity, Summed dominance ratio, Fibre yield, Correlation matrix.

Introduction

Jute (*Corchorus* spp.) is regarded as the second highest significant bast fibre-yielding crop worldwide (Samira *et al.*, 2010) and a major cash crop in Bangladesh (Akhter *et al.*, 2020). According to Anon., (2022), Bangladesh is the top jute grower country and sharing about 58% of the total production of jute in the world. The total cultivated area under *Corchorus olitorius* in 2021 was around 0.73 million ha producing about 2 million tons fibre yield in Bangladesh (Anon., 2022). Bangladesh earned about 909 million US dollars in the year 2020-21 by exporting unprocessed jute fibre and fibre products which is currently generating about 2.36% of GDP to the country's economic growth (Anon., 2022). The significant features of *C. olitorius* is that it is free from health dangers and environmental contamination (Kazal *et al.*, 2013). It is durable, reusable, economical, and superior to artificial fibre. The other main advantages of *C. olitorius* are that it is agro-based, produced yearly, and decomposable (Basu & Roy, 2008). *C. olitorius* is considered as the top natural substitute for nylon and polypropylene. It has been recognized as a solution to produce eco-friendly crops for the future in Bangladesh.

The *C. olitorius* is particularly vulnerable to pathogens, pests (insects and weeds), and any alterations in the atmosphere, habitat, and climate (Sarkar & Gawande, 2016) and among them, weeds are recognized as the major challenge, since their interference might result in overall yield loss in *C. olitorius* crop (Islam & Rahman, 2008). Fast-growing weed flora with enhanced adaptability to the changing surroundings as well as strong regeneration capability exerts a severe threat to crop plants (Swanton *et al.*, 2015) and frequently, such rivalry throughout the initial phase of development (15- 45 days after sowing) due to improper weed management approaches exerted a substantial impact on *C. olitorius* yield decreasing by up to 70% (Ghorai *et al.*, 2013; Singh *et al.*, 2015). Losses continue to occur when expenditures in weed control rise, which increases the overall budget for cultivation by more than 35% in India and 30–40% in Bangladesh (Kumar *et al.*, 2013; Islam, 2014). About 40% of the entire cultivation charge and up to 70% of fibre output decline under weedy control situation, but the comparatively more productivity can be obtained through providing weed free situation in early growth stages (Singh *et al.*, 2004). This statement was supported by Hossain *et al.* (2023), who discovered that

fields of *C. olitorius* should be kept weed-free during the critical time frame (from 19 to 59 days after sowing) to get the maximum yield. Generally, crop-weed rivalry arises throughout the plant growth period for various growth-restricting variables such as irradiance, air, moisture, land, and minerals (Ashiq & Aslam, 2014) and laterally, impacts crop profitability through serving as a harbor for insects and pathogens, disrupting water supply, lowering outputs and quality, and accordingly, rising processing expenses (Zimdahl, 2013).

Weeds can be controlled using a variety of techniques, including conventional as well as advanced approaches, both of which have their own drawbacks. For instance, manual or hand weeding is an efficient established practice in Bangladesh for controlling weeds in *C. olitorius* though it is expensive and difficult, especially, when weed species emerge before seeding because of precipitation. Moreover, insufficiency of manpower with high wage rate during peak period is also a hindrance to traditional weeding in *C. olitorius* (Ghorai, 2015), as marginal farmers have been flocking towards cities in recent years to seek higher wage and uplift their standard of living. So, herbicide-based weed control approaches are getting importance to overcome this issue by the crop growers (Mukherjee, 2013). Additionally, time limits and improvements in pest management technology along with constant 'enticement' from the present farming method have motivated crop growers to continue utilizing herbicides that have proven to be effective, time-efficient and economical (Rashid *et al.*, 2007; Hussain *et al.*, 2008).

Hand weeding by *nirani* is the common method for weed control of *C. olitorius* in Bangladesh. This method is very arduous and time consuming for *C. olitorius* cultivation. Moreover, accessibility of labor is become a crucial problem during peak period. On the other hand, hand weeding is a non-effective method because weed grows very fastly just after weeding. So subsequent weeding is necessary and it increases the cost of cultivation and reduce yield of *C. olitorius*. In this regard, chemical technique of weed control could be a substitute for maximum yield (Islam & Rahman, 2008). This exercise is now gaining acceptance all over the world because of its amazing results in crop production and fewer cost involvement compared to hand weeding (Ahmed *et al.*, 2005).

In *C. olitorius*, chemical weed management by utilizing selective herbicides as pre-emergence or post-emergence herbicides is also a widespread technique together with other approaches (Kumar *et al.*, 2013; Islam, 2014). For example, Quizalofop-Ethyl, a post-emergence herbicide successfully controls grassy weeds in *C. olitorius* field (Ghorai *et al.*, 2004). Mandal & Mukherjee (2018) documented that the application of Quizalofop-Ethyl 5% EC @ 60 g ha⁻¹ at 20 DAS and one manual weeding in 35 DAS was best in handling weed flora as well as contributing the greatest yield components, yield and economics of *C. olitorius*. However, numerous chemical substances have been developed in recent years and used as herbicides globally to manage weed population efficiently, but unconscious and the reckless use of these chemicals had exerted negative consequences on crop plants' phenology, physiological and biochemical

attributes, leading to phytotoxicity and decreased yields (Hasanuzzaman, 2020; Blackshaw, 2005).

The selectivity and phytotoxicity of a herbicide reckon on several issues, comprising the chemical properties of the herbicides, the physiology of crops and weeds, the plant developmental phase, and the atmospheric states in which the herbicide is applied (Hasanuzzaman, 2020). As stated by Strange, (2012), foliage and shoot anomalies, reduced root and shoot growth, spots on leaf blade, leaf chlorosis (yellowing) and necrosis (death) are a few damage indicators on plants caused by herbicides. Application of pendimethalin on *Foeniculum vulgare* leaves (El-Awadi & Hasan, 2011), chevalier in *Triticum aestivum* cultivars (Nabiha *et al.*, 2014) and metosulam in *Vicia faba* plants (Badr *et al.*, 2013) were found to reduce photosynthetic pigments, leading to foliage chlorosis and necrosis. Herbicide toxicity may also lead to a prolonged or uneven crop emergence, which in turn has a detrimental influence on crop development and production. Earlier investigations exposed that Pendimethalin at 0.5-10 ppm decreased the sprouting rate of *Zea mays* (Rajashekhar *et al.*, 2012), whereas isoproturon at 2.5 kg ha⁻¹ substantially dwindled the root and shoot biomass of *Zea mays* seedling (Alla *et al.*, 2008). Besides, glyphosate, when sprayed at 800, 1200, and 2400 g ha⁻¹, lowered leaf surface area and shoot dry matter content of *Glycine max* (Zobiolo *et al.*, 2012). Additionally, the fresh root-shoot biomass of *Oryza sativa* was reduced while treating with acetachlor at 3.2 mol L⁻¹ and bensulfuron-methyl at 0.96 mol L⁻¹ (Huang & Xiong, 2009), whereas the tillers number plant⁻¹ and grain production in *Triticum aestivum* went down when isoproturon with 1 kg ha⁻¹ was sprayed (Singh *et al.*, 2013).

In Bangladesh, herbicides usage for weed control in crops including *Oryza sativa*, *Triticum aestivum*, and *Glycine max*, among others, have been substantially increased, but farmers hardly ever apply herbicides in *C. olitorius* due to the fact that a handful of dark jute-specific selective herbicides are readily accessible in the market. Moreover, inadequate consciousness and technological expertise regarding the usage of herbicides among crop growers may cause phytotoxicity in crops. Consequently, the *C. olitorius* crop may or may not retrieve from the injury produced by herbicides based on the rate and intensity of harm and ultimately results in lower productivity. However, herbicidal weed control is now measured as a feasible alternative to conventional weeding (Anwar *et al.*, 2012). Moreover, efficacy of an herbicide mostly depends on its capability to produce an anticipated effect on the target weeds. In addition, application time of herbicide is also very vital with respect to its efficacy. Some other researchers quantified that herbicide was effective weed control due to its fewer effects on non-target organism, and for sustainable crop production (Abbas *et al.*, 2018). However, combination of more than one herbicide and its effect on weed control, efficacy and yield of jute is a time demanding research issue. Moreover, information regarding the selectivity and phytotoxicity of herbicides to *C. olitorius* crop is not available in Bangladesh. So, there is a dire demand to measure the specificity of numerous pre-and post-emergence herbicides due to their wide-spectrum actions in weeds and *C.*

olitorius as different herbicides may have different selectivity and phytotoxicity profiles. Therefore, this investigation was run to assess the selectivity and phytotoxicity of herbicides to *C. olitorius* and also to determine the yield of *C. olitorius* under the most cost-effective weed control practices in Bangladesh.

Material and Methods

Experimental site: The investigation was launched at Jute Agriculture Experimental Station (JAES), Bangladesh Jute Research Institute (BJRI), Manikganj (latitudes: 23°38' and 24°03' north, and longitudes: 89°41' and 90°08' east) throughout fibre producing season (April-July) in 2021 and 2022. The study site was located at an altitude of 15 m from mean sea level having its place to non-calcareous dark grey floodplain soil in Young Brahmaputra Floodplain Agro-ecological zone "AEZ-8" (Anon. 1988). (Fig. 1) depicts monthly meteorological information on the mean highest and lowest temperature, relative humidity, and total precipitation during the study period which was received from the nearest weather station in Dhaka, approximately 55 km from the Jute Research Station Manikganj. Prior to conducting the trial, the soil in the research region was tested, and the physicochemical values are listed in (Table 1).

Table 1. Physico-chemical attributes of soil (0 - 15 cm) of the studied area

| Soil properties | Analytical value |
|--|------------------|
| Land type | Medium high |
| Textural class | Silt loam |
| pH | 6.7 |
| Organic Matter (%) | 1.65 |
| Total Nitrogen (%) | 0.09 |
| Available Phosphorus (ppm) | 9.55 |
| Exchangeable Potassium (meq/100 gm soil) | 0.24 |
| Available Sulphur (ppm) | 12.88 |
| Available Zinc (ppm) | 7.56 |
| Calcium (meq/100 gm soil) | 9.12 |

Treatment and design: The experimentation was organized in a randomized complete block design (RCBD) with three repetitions. This design was used because in case of field experiment, it is more appropriate than other designs. The experiment was conducted with 16 herbicidal treatments, three hand weeding at 15, 30 and 45 days after

sowing (DAS), and season-long weedy check (control). The detail information of different herbicides is presented in (Table 2). Herbicidal and other weed control approaches were administered as per experimental treatment. The one pre-emergence and other 15 early post-emergence herbicides were sprayed on 1 DAS and 8 DAS; accordingly, those were collected from the local market of Manikganj. Eight different herbicides were applied using a single dose per the manufacturer's instructions; however, another four herbicides were treated twice in the field to set the rate (Table 3). Herbicides were administered via a knapsack sprayer having a water capacity of 500 L water ha⁻¹.

General protocol: The variety O-9897 of *C. olitorius* was employed as research material @ 5 kg seed ha⁻¹. The experimental plots were dry farmed and harrowed during land preparation and one supplemental irrigation was applied at 15 DAS. After that no irrigation was required as rainy season started and continued during whole growing season. As per the standard prescription of BJRI, each plot (plot dimension: 4 m × 2.5 m) was nourished with urea, triple super phosphate, muriate of potash, gypsum, and zinc Sulphate at the following rates: 200, 50, 60, 95, and 110 kg ha⁻¹, correspondingly 50% urea and entire rate of other fertilizers were applied during the period of final plot preparation as basal dosage and another 50% urea i.e., 100 kg ha⁻¹ broadcasted at 45 DAS. Jute Hairy Caterpillar infested the research plot and it was controlled by application of Karate 2.5 EC at the rate of 1 ml L⁻¹ for 3 times at 10 days interval.

Data collection

Weed density, dry matter and Summed dominance ratio: In the experiment, weeds were sampled (at 30 and 50 DAS) randomly by lengthwise placing of quadrates (0.5 m x 0.5 m) at 4 spots of every single plot. Weed species were cut by sickle at the base level, cleaned, identified and numbered separately and expressed as weed density (WD, m⁻²). In true sense, weed population of a field is generally determined by the soil seed bank, weed management in preceding crops and the cropping pattern was maintained. The separated weed species were oven-dried at 70°C for 72 hours and balanced for estimating weed dry matter (WDM) which was stated as g m⁻². The summed dominance ratio suggested by Janiya & Moody (1989) was employed to estimate the predominant weed species of the experimental site. The following formula was chosen because it was widely used throughout the world.

$$\text{SDR of a weed species} = \frac{\text{Relative density (RD)} + \text{Relative dry matter (RDM)}}{2}$$

$$\text{Where, RD (\%)} = \frac{\text{Density of a specific weed species}}{\text{Total weed density}} \times 100$$

$$\text{RDM (\%)} = \frac{\text{Dry matter of a specific weed species}}{\text{Total weed dry matter}} \times 100$$

Weed control rating: Weed control rating of every herbicide was performed visually at 22 days after herbicide application (DAA) with a measure of 1 to 5 (Okafor, 1986).

Crop phytotoxicity rating: Crop phytotoxicity rating of several herbicidal treatments were judged visually at 30 days after sowing of each plot with a scale of 1 to 5 (Okafor, 1986).

Weed control efficiency: Weed control efficiency (WCE) of several herbicidal treatments were estimated following the equation advocated by Hasnauzzaman *et al.*, (2008).

$$\text{WCE (\%)} = \frac{(\text{DWC} - \text{DWT})}{\text{DWC}} \times 100$$

Here, DWC-Weed dry weight under season long weedy condition, DWT-Weed dry weight under herbicidal-treated plots.

Yield data: At harvest time, 1m² quadrates were deliberately positioned lengthwise at three spots in each plot and the number of plants was counted and averaged to express plant density (PD) as m⁻². The length of ten arbitrarily identified *C. olitorius* plants from the base to their apex by meter scale was averaged to determine plant height (PH) in cm. After the *C. olitorius* plants were cut by sickle, the base diameter (BD) of 10 arbitrarily chosen plants was determined with the help of slide calipers, and the average diameter was represented as BD (mm). Following the harvest of *C. olitorius*, the fibre and stick were separated, washed and thoroughly dried under direct sunlight. The fibre (FY) and stick yield (SY) were then weighed and noted as kg plot⁻¹, which was subsequently equated to t ha⁻¹.

Economic analysis: An economic assessment was executed to compute the cost-effectiveness of several herbicidal approaches using the methods suggested by Hussain *et al.*, (2008) and Parvez *et al.*, (2013). It was thought that six hand-weeding sessions (about 106 labours) would be enough to maintain the plots weed free during the crop-growing period. The daily wage of one labor was 400 Tk and the price of per kilogram *C. olitorius* fibre and sticks was considered as 50 Tk. And 4 Tk., respectively. The net return (NR) was estimated by subtracting the total cost (fixed cost + weed management cost) from the gross income (GI). The BCR was determined with the following equation (Hasan *et al.*, 2002). It was expressed as returns Tk.⁻¹ invested.

$$\text{BCR} = \frac{\text{Gross return}}{\text{Total cost}}$$

Statistical analysis

Statistical Analysis System (SAS 9.1) software was utilized for mean and comparing analysis of variance (ANOVA) with a protected LSD technique at 5% level of probability (Anon., 2003). The ANOVA for weed dry weight and density were carried out followed by square root conversion to standardize the data. PCA analysis was of weed dry matter and weed management methods were conducted with 'FactoMineR' and 'factoextra' packages under R.

Results

Weed species diversity and dominance at 30 DAS in *Corchorus olitorius*: At 30 DAS, 12 weed species (9 annuals against 3 perennials) were identified in the *Corchorus olitorius* field, including 4 broadleaves, 7 grasses and one sedge. Of these, seven weeds belonged to the Poaceae family, two to the Euphorbiaceae family, and one to each of the Cyperaceae, Solanaceae, and Asteraceae family (Table 4). The study documented that *Cyperus*

rotundus had the highest RD (57.55%) and RDM (52.97%) followed by *Echinochloa colonum*. Though the occurrence of *Physalis heterophylla* was very low (RD1.39%) but it produced the second highest RDM (8.50%) (Figs. 2 & 3). Depending on SDR, *C. rotundus* ranked as the most dominant species (55.26%), whereas *E. colonum* appeared as the second most prevalent weed in the field (8.93%). The five other dominant weed species next to *E. colonum* were *Digitaria sanguinalis* (8.67%), *Eleusine indica* (7.87%), *Physalis heterophylla* (4.94%), *Paspalum distichum* (3.69%) and *Cynodon dactylon* (2.56%), respectively (Fig. 4). The results also revealed that *Euphorbia hirta* (0.99%) was noted as the least predominant weed in the experimental field. Further analysis showed that the sedges (SDR 55.26%) were dominant over grasses (SDR 34.84%) and broadleaves (SDR 9.90%) (Fig. 5).

Effect of different weed control treatments on weed density (WD) in *Corchorus olitorius*: WD of all identified weed flora in *C. olitorius* field was statistically influenced by weed control approaches (Table 5). Among the tested herbicides, Fenoxaprop-p-ethyl 10% + Ethoxysulfuron 10% @ 300 ml ha⁻¹ sprayed at 8 DAS exhibited the lowest WD for *C. rotundus* (20.67 m⁻²) and *P. heterophylla* (3.36 m⁻²). Whereas, Fluazifop-p-butyl @ 1 L ha⁻¹ treatment produced the lowest WD for *E. colonum* (6.51 m⁻²), *D. sanguinalis* (5.09 m⁻²), *Eleusine indica* (4.45 m⁻²), *P. distichum* (1.75 m⁻²) and *C. dactylon* (1.15 m⁻²). In the season long weedy situation, all the major weeds produced the highest WD. Pendimethalin produced the second highest WD for *C. rotundus*; *E. colonum*, *D. sanguinalis* and *Eleusine indica*, whereas Quizalofop-p-ethyl 9% + Ethoxysulfuron 12% @ 300 ml ha⁻¹ produced the second highest WD for *P. heterophylla*, *C. dactylon* and *P. distichum* which directed that these herbicides were inefficient in managing the respective weed species.

Principal component analysis (PCA) of weed dry matter (WDM): Principal component analysis (PCA) was performed employing the trial dataset comprising 7 species of weed flora and 18 distinct factors to minimize the heterogeneity of the data and find probable associations between weed species and measured features (Fig. 6). The PCA found that the first two principal components (PCs) with Eigen scores greater than one described 94.9% of the overall heterogeneity. Because the first and second PCs generated 76.8% and 18.1% of the entire divergence, correspondingly, a PCA biplot was constructed with only the first two components. The PCA biplot revealed that the dry matter of *C. rotundus* (Cyperaceae) is favored by W₁, W₂, W₃, W₅, W₁₅ and W₁₆ treatments. In other words, these treatments were not effective for controlling *C. rotundus*. On the other hand, weeds of the Poaceae family were associated with PC1. Higher dry matter of these weeds was produced in W₄, W₁₃ and W₁₄ treatments. Therefore, these treatments were not effective against Poaceae weeds. Among the chemical treatments, W₇, W₈, W₉, W₁₀, W₁₁ and W₁₂ were effective against weeds of Cyperaceae and Poaceae family. The response of *P. heterophylla* could be neither explained with PC1 nor PC2.

Table 2. Trade name, active ingredient, chemical name, family and molecular formula, mode of action, manufacturers and target weeds of the herbicides used in the experiment.

| Sl. No. | Trade name | Active ingredient | Family, Chemical name & Molecular formula | Mode of action | Manufacturer | Target weeds |
|---------|----------------------|---|---|--|--------------------------|-------------------------------------|
| 1. | Whip Super 9 EC | Fenoxaprop-p-ethyl | Aryloxyphenoxypropionate (AOPP) $C_{18}H_{16}ClNO_5$ Ethyl (2R)-(+)-2-[4-(6-chlorobenzoxazol-2-yloxy) phenoxy] propionate | Fenoxaprop-p-ethyl is taken up by foliage and shoots of plants and is physiologically transported. It primarily suppresses the biosynthesis of fatty acids in the meristem tissues of grasses. | Bayer Crop Science | Grass |
| 2. | Weednil 5 EC | Quizalofop-p-ethyl | Aryloxyphenoxypropionate (AOPP) $C_{19}H_{17}ClN_2O_4$ (QPE; ethyl(R)-2-[4-(6-chloroquinoxalin-2-yloxy) phenoxy] propionate) | Quizalofop-P-ethyl undergoes hydrolysis in plants to produce Quizalofop-P (an acid version of Quizalofop-P-ethyl), which has been confirmed to decrease fatty acid production by inhibiting acetyl-CoA carboxylase (ACCase). | ACI Formulation Ltd. | Grass |
| 3. | Fusilade Max 12.5 EC | Fluazifop-p-butyl | Aryloxyphenoxypropionate (AOPP) $C_{19}H_{20}F_3NO_4$ butyl (2R)-2-[4-[5-(trifluoromethyl) pyridin-2-yl] oxyphenoxy] propanoate | Fluazifop-p-butyl blocks ACCase, a vital plant catalytic involved in fatty acid biosynthesis, and has selectivity because of the variation in enzymatic sensitivity between Gramineae and non-Gramineae plants. | Syngenta Bangladesh | Grass |
| 4. | Sunrice 150 WG | Ethoxysulfuron | $C_{15}H_{18}N_4O_7S$ (2-ethoxyphenyl) N-[4,6-dimethoxy-pyrimidin-2-yl] carbamoyl sulfamate | Ethoxysulfuron is mostly absorbed by the foliage and then transported throughout the plant. Ethoxysulfuron acts as an suppressor of the acetolactate. | Bayer Crop Science | Sedge |
| 5. | Pantera 4.41 EC | Quizalofop-p-tefuryl | Aryloxyphenoxypropionate (AOPP) $C_{22}H_{21}ClN_2O_5$ | It is a systemic herbicide that is taken through the leaves and subsequently translocated within the plant, as well as an ACCase suppressor. | Hossain Enterpr. CC Ltd. | Grass |
| 6. | Panida 33 EC | Pendimethalin | $C_{13}H_{19}N_3O_4$ [N-(1-ethylpropyl)-3,4-dimethyl-2,6-dinitrobenzenamine] | Pendimethalin exhibits pre-emergence (prior to weeds emerge) and early post-emergence activity. It limits the development of roots and shoots. | Auto Crop Care Ltd. | Annual grasses, certain B road leaf |
| 7. | Sunjute Plus 20 WG | (i) Fenoxaprop-p-ethyl (ii) Ethoxysulfuron | (i) $C_{18}H_{16}ClNO_5$ (R)-2-[4-(6-chloro-1,3-benzoxazol-2-yloxy)phenoxy]propanoic acid (ii) $C_{15}H_{18}N_4O_7S$ 3-(4,6-dimethoxy-pyrimidin-2-yl)-1-(2-ethoxyphenoxy)sulfonyl urea | Fenoxaprop is a low-toxicity weed killing herbicide that corresponds to the heterocyclic oxy group phenoxy propionic acid category. Specifically, it prevents fatty acid synthesis by inhibiting the essential enzyme one acetyl-CoA carboxylase. Ethoxysulfuron blocks the biosynthesis of branched-chain amino acid synthase (ALS or AHAS), and prevents cell division and plant development by inhibiting the production of the key amino acids valine and isoleucine. | McDonald (BD) Pvt. Ltd. | Sedge, Grass |

Table 2. (Cont'd.).

| Sl. No. | Trade name | Active ingredient | Family, Chemical name & Molecular formula | Mode of action | Manufacturer | Target weeds |
|---------|-------------------|---|--|--|---------------------|-----------------|
| 8. | Jute Guard 20 WDG | (i) Quizalofop-p-ethyl (ii) Ethoxysulfuron | (i) $C_{19}H_{17}ClN_2O_4$ (QPE; ethyl(R)-2-[4-(6-chloroquinoxalin-2-yl)oxy]phenoxy]propionate) (ii) $C_{15}H_{18}N_4O_7S$ 3-(4,6-dimethoxyoxyrimidin-2-yl)-1-(2-ethoxyphenoxy)sulfonyl urea | Quizalofop is a low-toxicity weed killing herbicide that corresponds to the heterocyclic oxy group phenoxy propionic acid category. Specifically, it prevents fatty acid synthesis by inhibiting the essential enzyme one acetyl-CoA carboxylase. Ethoxysulfuron blocks the biosynthesis of branched-chain amino acid synthase (ALS or AHAS), and prevents cell division and plant development by inhibiting the production of the key amino acids valine and isoleucine. | Haychem BD Ltd. | Sedge, Grass |
| 9. | Viber 20 WG | (i) Fluzifop-p-butyl (ii) Ethoxysulfuron | (i) $C_{19}H_{20}F_3NO_4$ butyl (2R)-2-[4-[5-(trifluoromethyl)pyridin-2-yl]oxyphenoxy]propanoate (ii) $C_{15}H_{18}N_4O_7S$ 3-(4,6-dimethoxyoxyrimidin-2-yl)-1-(2-ethoxyphenoxy)sulfonyl urea | Fluzifop is a low-toxicity weed killing herbicide that corresponds to the heterocyclic oxy group phenoxy propionic acid category. Specifically, it prevents fatty acid synthesis by inhibiting the essential enzyme one acetyl-CoA carboxylase. Ethoxysulfuron blocks the biosynthesis of branched-chain amino acid synthase (ALS or AHAS), and prevents cell division and plant development by inhibiting the production of the key amino acids valine and isoleucine. | Valen Tech Ltd.) | Sedge, Grass |
| 10. | Crusher 22 WP | (i) Fenoxaprop-p-ethyl (ii) Bensulfuran methyl | (i) $C_{18}H_{16}ClNO_5$ Ethyl (2R)-(+)-2-[4-(6-chlorobenzoxazol-2-yl)oxy]phenoxy]propanoate (ii) $C_{16}H_{18}N_4O_7S$ methyl 2-[(4,6-dimethoxy)pyrimidin-2-yl]carbamoysulfamoylmethyl]benzoate | Fenoxaprop is a low-toxicity weed killing herbicide that corresponds to the heterocyclic oxy group phenoxy propionic acid category. Specifically, it prevents fatty acid synthesis by inhibiting the essential enzyme one acetyl-CoA carboxylase. It inhibits the synthesis of enzymes like Acetolactate synthase (ALS) and acetohydroxy acid synthase (AHAS). Thus, suppress the production of branched-chain amino acids. | Eminence CIL | Sedge, Grass |
| 11. | Pyzero 10EC | Metamifop | $C_{23}H_{18}ClFN_2O_4$ (2R)-2-[4-[(6-chloro-1,3-benzoxazol-2-yl)oxy]phenoxy]-N-(2-fluorophenyl)-N-methylpropanamide | It inhibits acetyl-coenzyme A carboxylase (ACCase) and it acts as post-emergence herbicide that reveals a greater control efficiency over specially <i>Echinochloa crus-galli</i> in rice fields. It functions as an EC 6.4.1.2 (acetyl-CoA carboxylase) antagonist. | Auto Crop Care Ltd. | |

Table 3. The herbicidal treatments with their respective dose used in experimental field.

| Treatments | | Dose (ha ⁻¹) |
|---|--------------------|--------------------------|
| Fenoxapro-p-ethyl (Whip Super 9 EC, Bayer Crop Science) | (W ₁) | 650 ml |
| Quizalofop-p-ethyl (Weednil 5 EC, ACI Formulation Ltd.) | (W ₂) | 650 ml |
| Fluazifop-p-butyl (Fusilade Max 12.5 EC, Syngenta Bangladesh) | (W ₃) | 1 L |
| Ethoxysulfuron (Sunrice 150 WG, Bayer Crop Science) | (W ₄) | 200 g |
| Quizalofop-p-tefuryl (Pantera 4.41EC, Hossain Enter C.C. Ltd.) | (W ₅) | 650 ml |
| Pendimethalin (Panida 33 EC, Auto Crop Care Ltd.) | (W ₆) | 1 L |
| Fluazifop-p-butyl 10% + Ethoxysulfuron 10% (Viber 20 WG, Valen Tech Ltd.) | (W ₇) | 400 g |
| Fluazifop-p-butyl 10% + Ethoxysulfuron 10% (Viber 20 WG, Valen Tech Ltd.) | (W ₈) | 500 g |
| Quizalofop-p-ethyl 5%+Ethoxysulfuron 15% WDG (Jute Guard 20 WDG, Haychem BD Ltd.) | (W ₉) | 500 g |
| Quizalofop-p-ethyl 5%+Ethoxysulfuron 15% WDG (Jute Guard 20 WDG, Haychem BD Ltd.) | (W ₁₀) | 400 g |
| Fenoxaprop-p-ethyl 10%+Ethoxysulfuron 10% (Sunjute Plus, McDonald (BD) Pvt Ltd) | (W ₁₁) | 300 ml |
| Fenoxaprop-p-ethyl 10%+Ethoxysulfuron 10% (Sunjute Plus, McDonald (BD) Pvt Ltd) | (W ₁₂) | 400 ml |
| Quizalofop-p-ethyl 9%+ Ethoxysulfuron 12% OD (Raker 21 OD, Roof CC) | (W ₁₃) | 400 ml |
| Quizalofop-p-ethyl 9%+ Ethoxysulfuron 12% OD (Raker 21 OD, Roof CC) | (W ₁₄) | 300 ml |
| Fenoxaprop-p-ethyl 7%+Bensulfuran methyl 15% (Crusher 22 WP, Eminence CIL) | (W ₁₅) | 2 Kg |
| Metamifop (Pyzero 10EC, Auto Crop Care Ltd.) | (W ₁₆) | 750 ml |
| Hand weeding at 15 DAS + 30 DAS + 45 DAS (weed free) | (W ₁₇) | - |
| Control (season long weedy) | (W ₁₈) | - |

Table 4. Weed species with family, life cycle, types, density, dry matter identified at 30 DAS in *Corchorus olitorius* field.

| Weeds with Scientific name | Family name | Weed type/ Life cycle | Density (m ⁻²) | Dry matter (g m ⁻²) |
|------------------------------------|---------------|--------------------------|-------------------------------|------------------------------------|
| <i>Cyperus rotundus</i> L. | Cyperaceae | SP | 275.0 | 99.88 |
| <i>Echinochloa colonum</i> L. | Poaceae | GA | 52.2 | 13.09 |
| <i>Digitaria sanguinalis</i> L. | Poaceae | GA | 44.5 | 15.16 |
| <i>Eleosine indica</i> L. | Poaceae | GA | 39.87 | 13.93 |
| <i>Cynodon dactylon</i> L. | Poaceae | GP | 14.36 | 4.00 |
| <i>Paspalum distichum</i> L. | Poaceae | GA | 14.67 | 8.15 |
| <i>Physalis heterophylla</i> Nees. | Solanaceae | BA | 6.62 | 16.02 |
| <i>Enhydra fluctuans</i> Lour. | Asteraceae | BA | 5.29 | 6.39 |
| <i>Phyllanthus niruri</i> L. | Euphorbiaceae | BP | 6.60 | 3.89 |
| <i>Setaria viridis</i> L. | Poaceae | GA | 10.04 | 3.68 |
| <i>Paspalum comersoni</i> Lam. | Poaceae | GA | 4.98 | 2.15 |
| <i>Euphorbia hirta</i> L. | Euphorbiaceae | BA | 3.79 | 2.22 |
| Total | - | - | 477.82 | 188.56 |

Here, G- Grass, S-S edge, B- Broadleaf; P- Perennial, A- Annual

Weed control rating of herbicides in *Corchorus olitorius*: The treatments like Fluazifop-p-ethyl 10% + Ethoxysulfuron 10% @ 400 and 500 g ha⁻¹, Quizalofop-p-ethyl 5% + Ethoxysulfuron 15% @ 400 and 500 g ha⁻¹, Fenoxaprop-p-ethyl 10% + Ethoxysulfuron 10% @ 300 and 400 ml ha⁻¹ ranked top due to producing excellent control over the sedge (*C. rotundus*) and grass weeds (*E. colonum* and *D. sanguinalis*) (Table 6). Excellent control (Rank 1) was found in handling *C. rotundus* by using Ethoxysulfuron @ 200 g ha⁻¹ and Quizalofop-p-ethyl 9% + Ethoxysulfuron 12% @ 300 and 400 ml ha⁻¹, whereas these herbicides exhibited very poor (rank 5) to poor control (rank 4) over grass. Besides, Fenoxapro-p-ethyl @ 650 ml ha⁻¹; Quizalofop-p-ethyl @ 650 ml ha⁻¹; Fluazifop-p-@ 1 L ha⁻¹; Quizalofop-p-tefuryl @ 650 ml ha⁻¹; Fenoxaprop-p-ethyl 7% + Bensulfuran Methyl 15% @ 2 kg ha⁻¹; Metamifop @ 750 ml ha⁻¹ ranked 4 as they poorly

controlled the *C. rotundus*, but these herbicides produced excellent (rank 1) to good control (rank 2) to grass weeds like, *E. colonum*, *D. sanguinalis* in *C. olitorius*. Pendimethalin appeared as the last-ranked herbicide (Table 6). The above results showed that the ranking of herbicides varied depending on the weed species present in a field.

Phytotoxicity rating of herbicides on crop in *Corchorus olitorius*: Among the tested herbicides, no phytotoxicity was observed except Ethoxysulfuron, Quizalofop-p-ethyl 9% + Ethoxysulfuron 12% (under both doses); Fenoxaprop-p-ethyl 7% + Bensulfuran Methyl 15%. Plant growth of *C. olitorius* was found slightly stunted for a few days by the application of Ethoxysulfuron. This symptom could not sustain for a long time. However, after a certain period of growth *C. olitorius* plants easily recovered their injury. Regular crop monitoring revealed that phytotoxicity could not last till crop harvest (Table 6).

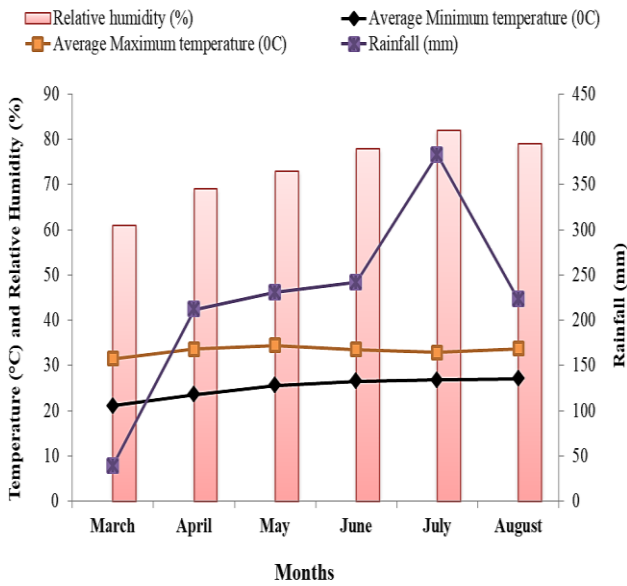


Fig. 1. Weather parameter during *Corchorus olitorius* experimental season in 2019.

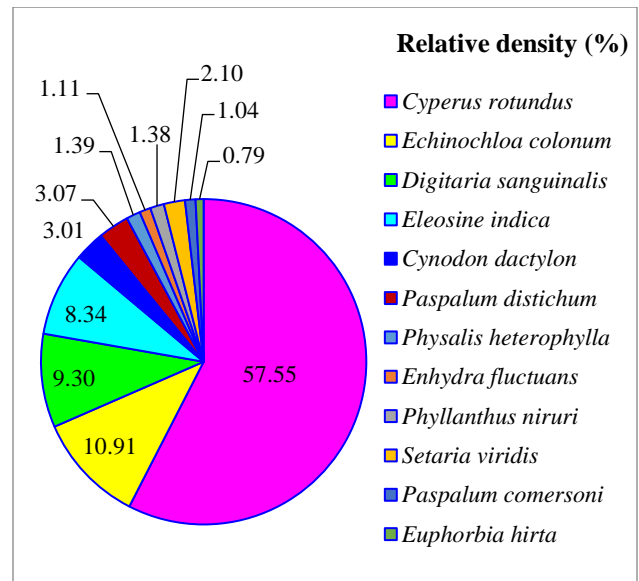


Fig. 2. RD of weeds grown in response to different herbicides at 30 DAS in *Corchorus olitorius* field (average of all plots).

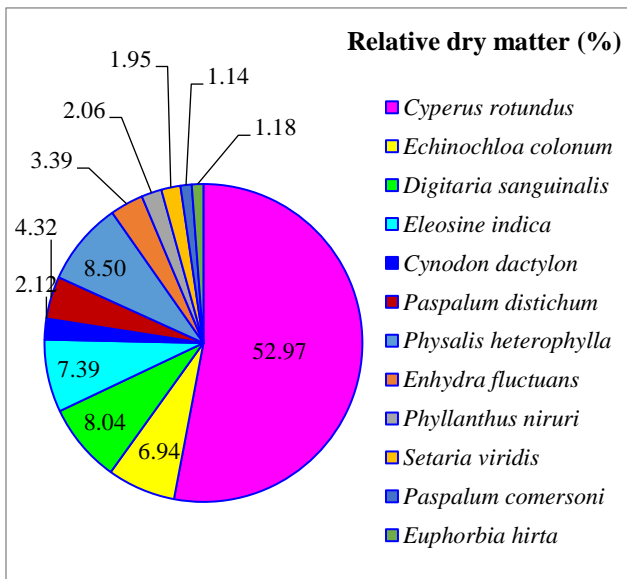


Fig. 3. RDM of weeds grown in response to different herbicides at 30 DAS in *Corchorus olitorius* field (average of all plots).

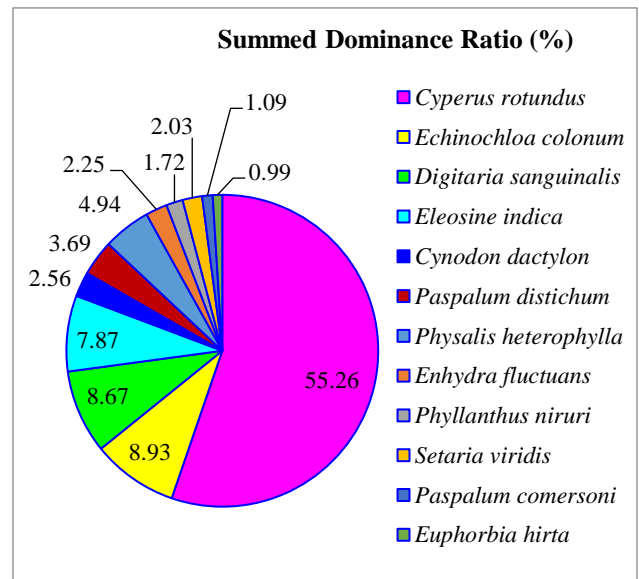


Fig. 4. SDR of weeds grown at *Corchorus olitorius* field at 30 DAS (average of all plots).

Effect of weed control treatments on weed control efficiency (WCE): The results also showed that Fenoxaprop-p-ethyl 10% + Ethoxysulfuron 10% @ 300 ml ha⁻¹ over *C. rotundus*, and Fluazifop-p-butyl @ 1 L ha⁻¹ over *E. colonum*, *D. sanguinalis*, *E. indica*, *P. distichum* and *C. dactylon* revealed as the best herbicides for producing the highest control next to weed free (Table 7). Ethoxysulfuron, Quizalofop-p-ethyl 9% + Ethoxysulfuron 12% @ 400 ml ha⁻¹ and Quizalofop-p-ethyl 9% + Ethoxysulfuron 12% @ 300 ml ha⁻¹ produced excellent control over *Cyperus rotundus* but very poor control over other weeds. In contrast, Fenoxaprop-p-ethyl, Quizalofop-p-ethyl, Fluazifop-p-butyl, Fenoxaprop-p-ethyl 7% + Bensulfuron Methyl, and Metamifop showed poor control over *C. rotundus* but excellent control over other weeds excluding *Physalis heterophylla*. Besides, the treatments like Fluazifop-p-ethyl 10% + Ethoxysulfuron 10% (@ 400 and 500 g ha⁻¹), Quizalofop-p-ethyl 5% + Ethoxysulfuron 15% (@ 500 and 400 g ha⁻¹) and

Fenoxaprop-p-ethyl 10% + Ethoxysulfuron 10% (@ 300 and 400 ml ha⁻¹) produced excellent control over *C. rotundus*, *E. colonum* and *D. sanguinalis*, *E. indica* (Table 7).

Impact of herbicidal weed control treatments on yield attributes and yield of *Corchorus olitorius*: Yield attributes of *C. olitorius* were statistically impacted by the studied weed control treatments (Table 8). The application of Fenoxaprop-p-ethyl 10% + Ethoxysulfuron 10% @ 300 ml ha⁻¹ produced the statistically higher PH (2.78 m) and BD (14.02 mm) compared to other treatments except three hand weeding at 15 DAS + Weeding at 30 DAS + Weeding at 45 DAS. Similar to yield attributes, FY and SY of *C. olitorius* were also significantly affected due to weed control approaches (Table 8). Among these herbicides, Fenoxaprop-p-ethyl 10% + Ethoxysulfuron 10% @ 300 ml ha⁻¹ produced the best results in terms of FY (2.50 t ha⁻¹) and SY (4.99 t ha⁻¹) followed by Quizalofop-p-ethyl 5% +

Ethoxysulfuron 15% @ 500 g ha⁻¹. In contrast, the minimum yield attributes and yield was exhibited in the season long weedy situation.

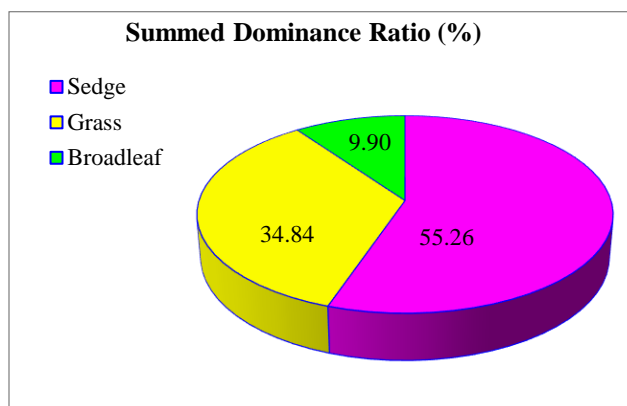


Fig. 5. SDR of weed types grown at *Corchorus olitorius* field at 30 DAS (average of all plots).

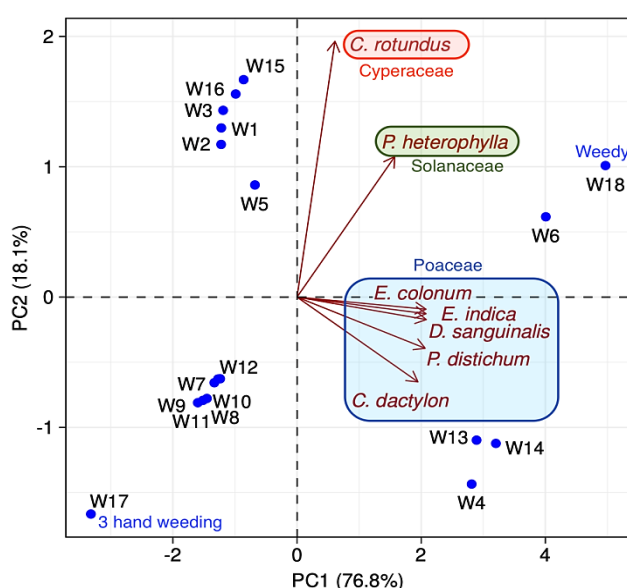


Fig. 6. Principal component analysis (PCA) biplot demonstrating the connection between the assessed parameters and the weed species. PC1 on the x-axis explained 76.8% of the overall variation, whilst PC2 on the y-axis explained 18.1% of the overall variation. The length of the arrows indicates the contribution of attributes to PC1 and PC2. The longer arrows represent components with greater contribution, while the darker shorter arrows represent components with a smaller contribution. Here, W₁ - Fenoxapro-p-ethyl @ 650 ml ha⁻¹; W₂ - Quizalofop-p-ethyl @ 650 ml ha⁻¹; W₃ - Fluzifop-p-butyl @ 1 L ha⁻¹; W₄ - Ethoxysulfuron @ 200 g ha⁻¹; W₅ - Quizalofop-p-tefuryl @ 650 ml ha⁻¹; W₆ - Pendimethalin @ 1 L ha⁻¹; W₇ - Fluzifop-p-ethyl 10% + Ethoxysulfuron 10% @ 400 g ha⁻¹; W₈ - Fluzifop-p-ethyl 10% + Ethoxysulfuron 10% @ 500 g ha⁻¹; W₉ - Quizalofop-p-ethyl 5% + Ethoxysulfuron 15% @ 500 g ha⁻¹; W₁₀ - Quizalofop-p-ethyl 5% + Ethoxysulfuron 15% @ 400 g ha⁻¹; W₁₁ - Fenoxapro-p-ethyl 10% + Ethoxysulfuron 10% @ 300 ml ha⁻¹; W₁₂ - Fenoxapro-p-ethyl 10% + Ethoxysulfuron 10% @ 400 ml ha⁻¹; W₁₃ - Quizalofop-p-ethyl 9% + Ethoxysulfuron 12% @ 400 ml ha⁻¹; W₁₄ - Quizalofop-p-ethyl 9% + Ethoxysulfuron 12% @ 300 ml ha⁻¹; W₁₅ - Fenoxapro-p-ethyl 7% + Bensulfuran Methyl 15% @ 2 kg ha⁻¹; W₁₆ - Metamifop @ 750 ml ha⁻¹; W₁₇ - Weeding at 15 DAS +Weeding at 30 DAS +Weeding at 45 DAS (weed free); W₁₈ - Control (Season long weedy).

Relationship among yield and yield attributes of *Corchorus olitorius*: (Fig. 7) depicted the correlation plot of the measured attributes, allowing us to investigate the relationships between them. Fibre yield exerted a strong and significant positive connection to plant height followed by stem diameter and plant density. Stick yield had a strong and positive correlation with fibre yield followed by plant height, stem diameter and plant density. Plant height also showed a positive and strong correlation with fibre yield, stick yield and plant density followed by stem diameter. Stem diameter had weak correlation with plant height and plant density. Finally, plant density had strong correlation with stick yield but relatively weak correlation with fibre yield and stem diameter.

Economic assessment of several herbicidal weed control treatments in *Corchorus olitorius*: The results showed that Fenoxapro-p-ethyl 10% + Ethoxysulfuron 10% @ 300 ml ha⁻¹ revealed as the most profitable treatment among these herbicidal treatments due to producing the highest GI (149767 Tk ha⁻¹) and NR (58771 Tk ha⁻¹) and BCR (1.64). The second highest GI, NR and BCR were produced by the Quizalofop-p-ethyl 5% + Ethoxysulfuron 15% @ 500 g ha⁻¹ treatment followed by Fluzifop-p-ethyl 10% + Ethoxysulfuron 10% @ 500 g ha⁻¹. The treatment like Fenoxapro-p-ethyl 7% + Bensulfuran Methyl, Metamifop, weeding at 15 DAS +Weeding at 30 DAS +Weeding at 45 DAS and Season long weedy condition appeared as the non-profitable treatment (Table 9).

Discussion

Weeds are the major constraint in *C. olitorius* production and fiercely compete with crop plants owing to their rapid growth, strong capacity to adapt to new surroundings and prolific seed production (Swanton *et al.*, 2015). The earlier investigation documented that *E. colonum* appeared as the predominant weed flora in *C. olitorius* while broadleaves weed consisted of *Physalis minima* and *Phyllanthus niruri* (Sarkar, 2006). The present study revealed that among 12 weed species *C. rotundus* ranked as the most dominant species followed by *E. colonum* in *C. Olitorius* field of Bangladesh. This finding is confirmed by Hossain *et al.*, (2012); Islam & Ali (2017), who mentioned *C. rotundus* as the most abundant weed in *C. olitorius* fields at Manikganj as well as at Faridpur and Rangpur, respectively. So, it is crucial to note that following the elimination of grasses, *C. rotundus* (sedge weed) and several broadleaf weed species, particularly *Trianthema portulacastrum* and *Ludwigia parviflora*, emerged as a threat to these fibre plants (Mandal & Mukherjee, 2018). Furthermore, Hossain *et al.*, (2012) also documented that during 2009 to 2011, sedge weed (*C. rotundus*) accounted for 68% of the total weed density in Manikganj, Kishoreganj, and Cumilla, followed by grassy (26%), and broad-leaf weed species (6%), which is consistent with the current findings. The hot (20°C to 40°C) and humid (70% to 90%) climate together with sporadic precipitation during *C. olitorius* production encourages sedge weeds such as *C. rotundus* for their vigorous growth and development (Islam, 2011).

The results also showed that Fenoxaprop-p-ethyl 10% + Ethoxysulfuron 10% @ 300 ml ha⁻¹ over *C. rotundus*, and Fluazifop-p-butyl @ 1 L ha⁻¹ over all other grasses were the best herbicides next to weed free in terms of producing the minimum weed biomass and highest WCE. Overall, Fenoxaprop-p-ethyl 10% + Ethoxysulfuron 10% @ 300 ml ha⁻¹ produced the lowest value of total WD and WDM which resulted in the highest WCE. Sarkar (2006) also reported an identical result that Fenoxaprop-p-ethyl showed the highest WCE. Even if pendimethalin is widely used in South Asia to suppress *E. colonum* in paddy (Mahajan *et al.*, 2013; Mahajan & Chauhan, 2013), it produced the lowest WCE for weeds in *C. olitorius*. The primary cause of this manifestation was presumably heterogeneous absorption due to distinct types and intensities of selectivity against different weeds (Islam, 2014). During the critical crop-weed competition period, it was found that quizalofop-ethyl followed by hand weeding documented 23–53% lowest biomass than pretilachlor (Singh *et al.*, 2015). In another research, quizalofop-ethyl with hand weeding exhibited well weeds control than pre-emergence herbicide (Jena *et al.*, 2017). Ethoxysulfuron was described as a broad-spectrum herbicide, that controlled grass, sedge and broad-leaf weeds successfully in jute (Kumar *et al.*, 2015).

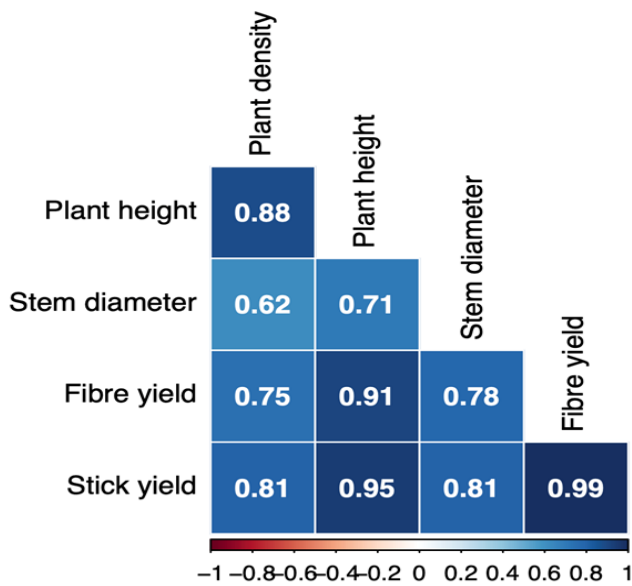


Fig. 7. Correlation matrix of assessed traits. The range between highest and lowest value is 1 to -1. Blue and red ellipses represent positive and negative associations, correspondingly. The greater color intensity reflects stronger co-efficient, whilst lower coefficient is reflected by lower color intensity.

Phytotoxicity refers to the delayed sprouting of seeds, hindrance in crop development or any undesired change in crops triggered by particular chemicals (phytochemicals) or growing conditions (WRAP, 2002). Schnelle & Cole (2017) identified various phytotoxic effects, including leaf yellowing, chlorosis, spotting on the leaves, abnormal leaf curvature, symptoms caused by herbicides that caused the death of the entire plant. The present study found that Ethoxysulfuron, Quizalofop-p-ethyl 9% + Ethoxysulfuron 12% (under both doses); Fenoxaprop-p-ethyl 7% + Bensulfuron Methyl 15% produced phytotoxic effect in *C.*

olitorius stunting the plants growth which was recovered by plants within a few days. At higher doses Bensulfuron ethyl (Khaliq & Matloob, 2012) and ethoxysulfuron ethyl (Bhuiyan *et al.*, 2018) reported temporary yellowing of rice leaves and minimum rice seedling mortality ($\approx 4\%$) as phytotoxic effect, respectively, whereas quizalofop-p-ethyl at higher doses decreased the yield of *Vigna mungo* (Mahakavi *et al.*, 2014) due to phytotoxic effect. The Fenoxypop-p-ethyl 10% + Ethoxysulfuron 10% WP (both doses) and pendimethaline appeared as non-phytotoxic herbicides in *Corchorus olitorius* which showed toxicity to rice plants. Mahbub & Bhuiyan (2021) stated that Fenoxypop-p-ethyl 10% + Ethoxysulfuron 10% WP @ 125 g ha⁻¹ showed temporary yellowing of leaves in paddy, whereas Pendimethalin @ 1137 a.i. ha⁻¹ showed its detrimental effects by causing yellowing and chlorosis of the leaves along with by reducing the root-shoot length and dry matter deposition in the respective parts of paddy plants (Khaliq & Matloob, 2012). Indeed, the specificity of herbicides depends on the rate, application period, plant growth phase, and prevailing environment (Das, 2008), therefore, the selective nature of different herbicides can be altered (Susha *et al.*, 2018).

Weed control strategy is a prerequisite for farming activities in order to reach expected food productivity targets (Morsy & Tantawy, 2018) linked to the improvements in crop growth attributes (Abdelaal *et al.*, 2019). According to results, the treatment Fenoxaprop-p-ethyl 10% Ethoxysulfuron 10% @ 300 ml ha⁻¹ produced the greatest PD, PH and BD in *C. olitorius* next to weed-free condition followed by Quizalofop-p-ethyl 5% + Ethoxysulfuron 15% @ 500 g ha⁻¹ compared to other treatments. Generally, the morphological profile of *Corchorus olitorius* crop with tiny, narrow lanceolate leaf shape, fewer leaves with reduced leaf angle, proper petiole, smooth upright and cylindrical stem having optimal height indicated ideal plant density (Ngomuo *et al.*, 2017). Additionally, the risk posed by weeds as manifested owing to competition with the *C. olitorius* crop for numerous basic growth-promoting resources, when reduced due to the application of Fenoxaprop-p-ethyl 10% + Ethoxysulfuron 10% @ 300 ml ha⁻¹, increases the PD, PH (Riaz *et al.*, 2006), and favors the development of stem dimensions and subsequently the BD of crops (Mandal & Mukherjee, 2018). This is consistent with the assessment of Sarkar (2006).

Maximizing fibre production is one of the main objectives of *C. olitorius* plant (Majumder *et al.*, 2020) and the present study revealed that Fenoxaprop-p-ethyl 10% + Ethoxysulfuron 10% @ 300 ml ha⁻¹ produced the best results in terms of FY followed by Quizalofop-p-ethyl 5% + Ethoxysulfuron 15% @ 500 g ha⁻¹. This result was in accordance with Mandal & Mukherjee (2018), who indicated an encouraged plant development, as evidenced by the advancements in plant height and basal diameter, a driving component behind total biomass accumulation and fibre output production by the plants. Mukul *et al.* (2021) also supported these findings that the fibre production in *C. olitorius* crop relied on its phenological attributes such as plant population, PH, BD and fresh weight. Weeds were permitted to fight against crops for growth-stimulating elements throughout the whole growing season, which resulted in the lowest yield attributes and yield in the season-long weedy condition.

According to results, Fenoxaprop-p-ethyl 10% + Ethoxysulfuron 10% @ 300 ml ha⁻¹ appeared as the most profitable treatment (BCR: 1.64) compared to weed free condition (manual weeding) because of having the ability to manage the weed infestation at an early growing stage and minimal labor cost involvement. Parvez *et al.*, (2013) noted that herbicidal weed control

practices in rice were more profitable over weed free condition. Application of pre-and post-emergence herbicides reduced the production cost and augmented economic return and BCR (Chakraborty *et al.*, 2020). In reality, maintaining a season-long weed-free environment via traditional hand weeding is challenging and discouraged.

Table 5. Effect of weed control treatments on weed density (m⁻²) of different weed species grown in *Corchorus olitorius*.

| Treatment | <i>Cyperus rotundus</i> | <i>Echinochloa colonum</i> | <i>Digitaria sanguinalis</i> | <i>Eleusine indica</i> | <i>Physalis heterophylla</i> | <i>Paspalum distichum</i> | <i>Cynodon dactylon</i> |
|-----------------|-------------------------|----------------------------|------------------------------|------------------------|------------------------------|---------------------------|-------------------------|
| W ₁ | 218.33 e | 6.64 d | 5.29 d | 4.83 e | 5.04 f | 1.95 ef | 1.20 f-h |
| W ₂ | 211.33 f | 6.92 d | 5.51 d | 4.98 de | 4.85 fg | 2.04 ef | 1.39 e-h |
| W ₃ | 222.00 e | 6.51 d | 5.09 d | 4.45 e | 5.36 e | 1.75 f | 1.15 gh |
| W ₄ | 32.33 hi | 30.22 c | 27.54 c | 27.12 c | 5.36 e | 13.56 ab | 12.97 b |
| W ₅ | 202.00 g | 11.53 d | 8.02 d | 7.50 d | 4.70 g | 3.74 d | 3.03 d |
| W ₆ | 264.00 b | 46.33 a | 38.67 b | 33.54 b | 6.14bc | 12.42 bc | 11.03 c |
| W ₇ | 28.33 ij | 8.16 d | 7.13 d | 6.69 de | 4.04 h | 3.18 de | 2.78 de |
| W ₈ | 22.67 j-l | 7.82 d | 6.61 d | 5.90 de | 3.55 i | 2.91 d-f | 2.45 d-g |
| W ₉ | 21.38 kl | 7.76 d | 6.42 d | 5.67 de | 3.47 i | 2.73 d-f | 2.30 d-g |
| W ₁₀ | 25.33 j-l | 8.00 d | 6.79 d | 6.19 de | 3.93 h | 3.01 d-f | 2.57 d-f |
| W ₁₁ | 20.67 l | 7.63 d | 6.22 d | 5.47 de | 3.36 i | 2.33 ef | 2.23 d-g |
| W ₁₂ | 28.24 i-k | 8.49 d | 6.87 d | 6.50 de | 4.00 h | 3.07 de | 2.68 de |
| W ₁₃ | 36.67 h | 33.96 bc | 28.13 c | 25.54 c | 6.16bc | 12.08 c | 12.62 b |
| W ₁₄ | 38.36 h | 37.11 b | 29.30 c | 27.27 c | 6.28 b | 12.70 bc | 13.13 ab |
| W ₁₅ | 241.67 c | 7.40 d | 5.99 d | 5.28 de | 5.91cd | 2.18 ef | 2.00 d-g |
| W ₁₆ | 230.67 d | 7.10 d | 5.74 d | 5.08 de | 5.71 d | 2.10 ef | 1.52 e-g |
| W ₁₇ | 0.00 m | 0.00 e | 0.00 e | 0.00 f | 0.00 j | 0.00 g | 0.00 h |
| W ₁₈ | 275.00 a | 52.15 a | 44.45 a | 39.87 a | 6.62 a | 14.67 a | 14.36 a |
| LSD at 5% | 6.911 | 5.106 | 4.708 | 2.669 | 0.303 | 1.263 | 1.393 |
| CV (%) | 3.54 | 18.64 | 20.95 | 13.05 | 3.89 | 14.21 | 16.91 |

Here, statistics with the same letter in a column do not differ considerably. LSD = Least Significant Differences at 5% level of probability. CV = Coefficient of Variance; W₁ - Fenoxapro-p-ethyl @ 650 ml ha⁻¹; W₂- Quizalofop-p-ethyl @ 650 ml ha⁻¹; W₃- Fluazifop-p-butyl @ 1 L ha⁻¹; W₄- Ethoxysulfuron @ 200 g ha⁻¹; W₅- Quizalofop-p-tefuryl @ 650 ml ha⁻¹; W₆- Pendimethalin @ 1 L ha⁻¹; W₇- Fluazifop-p-ethyl 10% + Ethoxysulfuron 10% @ 400 g ha⁻¹; W₈- Fluazifop-p-ethyl 10% + Ethoxysulfuron 10% @ 500 g ha⁻¹; W₉- Quizalofop-p-ethyl 5% + Ethoxysulfuron 15% @ 500 g ha⁻¹; W₁₀ - Quizalofop-p-ethyl 5% + Ethoxysulfuron 15% @ 400 g ha⁻¹; W₁₁ - Fenoxaprop-p-ethyl 10% + Ethoxysulfuron 10% @ 300 ml ha⁻¹; W₁₂-Fenoxaprop-p-ethyl 10% + Ethoxysulfuron 10% @ 400 ml ha⁻¹; W₁₃ - Quizalofop-p-ethyl 9% + Ethoxysulfuron 12% @ 400 ml ha⁻¹; W₁₄ - Quizalofop-p-ethyl 9% + Ethoxysulfuron 12% @ 300 ml ha⁻¹; W₁₅ - Fenoxaprop-p-ethyl 7% + Bensulfuran Methyl 15% @ 2 kg ha⁻¹; W₁₆ - Metamifop @ 750 ml ha⁻¹; W₁₇ - Weeding at 15 DAS +Weeding at 30 DAS +Weeding at 45 DAS (weed free); W₁₈ - Control (Season long weedy).

Table 6. Weed control rating and phytotoxicity rating of different herbicides in *Corchorus olitorius* at 30 DAS using 1 to 5 scales (Okafor, 1986).

| Herbicides as treatment | Dose (ha ⁻¹) | Weed control rating on | | | Phytotoxicity rating |
|---|--------------------------|-------------------------|----------------------------|------------------------------|----------------------|
| | | <i>Cyperus rotundus</i> | <i>Echinochloa colonum</i> | <i>Digitaria sanguinalis</i> | |
| Fenoxapro-p-ethyl (Whip Super 9 EC) | 650 ml | 5 | 1 | 1 | 1 |
| Quizalofop-p-ethyl (Weednil 5 EC) | 650 ml | 5 | 1 | 1 | 1 |
| Fluazifop-p-butyl (Fusilade Max 12.5 EC) | 1 L | 5 | 1 | 1 | 1 |
| Ethoxysulfuron (Sunrice 150 WG) | 200 g | 1 | 4 | 5 | 2 |
| Quizalofop-p-tefuryl (Pantera 4.41EC) | 650 ml | 5 | 2 | 1 | 1 |
| Pendimethalin (Panida 33 EC) | 1 L | 5 | 5 | 5 | 1 |
| Fluazifop-p-ethyl 10% + Ethoxysulfuron 10% (Viber 20 WG) | 400 g | 1 | 1 | 1 | 1 |
| Fluazifop-p-ethyl 10% + Ethoxysulfuron 10% (Viber 20 WG) | 500 g | 1 | 1 | 1 | 1 |
| Quizalofop-p-ethyl 5% + Ethoxysulfuron 15% (Jute Guard 20 WDG) | 500 g | 1 | 1 | 1 | 1 |
| Quizalofop-p-ethyl 5% + Ethoxysulfuron 15% (Jute Guard 20 WDG) | 400 g | 1 | 1 | 1 | 1 |
| Fenoxaprop-p-ethyl 10% + Ethoxysulfuron 10% (Sun Jute Plus 20 WG) | 300 g | 1 | 1 | 1 | 1 |
| Fenoxaprop-p-ethyl 10% + Ethoxysulfuron 10% (Sun Jute Plus 20 WG) | 400 g | 1 | 1 | 1 | 1 |
| Quizalofop-p-ethyl 9% + Ethoxysulfuron 12% (Raker 21 OD) | 400 ml | 1 | 5 | 5 | 2 |
| Quizalofop-p-ethyl 9% + Ethoxysulfuron 12% (Raker 21 OD) | 300 ml | 1 | 5 | 5 | 2 |
| Fenoxaprop-p-ethyl 7%+Bensulfuran Methyl 15% (Crusher 22 WP) | 1 Kg | 5 | 1 | 1 | 2 |
| Metamifop (Pyzero 10EC) | 750 ml | 5 | 1 | 1 | 1 |

Here,

Weed control rating: 1 (80-100%) = Excellent; 2 (70-79%) = Good; 3 (60-69%) = Fair; 4 (40-59%) = Poor; 5 (0-39%) = Very poor control
Phytotoxicity rating: 1 = No; 2 = Slight injury; 3 = Phytotoxic; 4 = Severely phytotoxic; 5 = Crop 100% killed

Table 7. Weed control efficacy (%) of different herbicides on the dominant weeds grown in *Corchorus olitorius*.

| Treatments | <i>Cyperus rotundus</i> | <i>Echinochloa colonum</i> | <i>Digitaria sanguinalis</i> | <i>Eleosine indica</i> | <i>Physalis heterophylla</i> | <i>Paspalum distichum</i> | <i>Cynodon dactylon</i> |
|-----------------|-------------------------|----------------------------|------------------------------|------------------------|------------------------------|---------------------------|-------------------------|
| W ₁ | 20.58 gh | 87.27 b | 87.75 b | 87.91 b | 23.73 ef | 86.48 b | 91.50 a-b |
| W ₂ | 23.11 g | 86.60 bc | 87.22 b | 87.49 bc | 26.62 de | 85.82 b | 90.01 b-d |
| W ₃ | 19.28 h | 87.55 b | 88.36 b | 88.85 b | 18.89 f | 87.77 b | 91.88 ab |
| W ₄ | 88.24 de | 41.94 d | 37.00 c | 31.99 d | 19.02 f | 5.55 de | 8.12 gh |
| W ₅ | 26.51 f | 77.90 c | 81.70 b | 81.17 c | 28.93 d | 73.97 c | 78.54 e |
| W ₆ | 3.97 k | 4.87 f | 10.99 d | 15.89 e | 7.18 hi | 13.05 d | 22.30 f |
| W ₇ | 89.69 cd | 84.33 bc | 83.95 b | 83.26 bc | 38.97 c | 77.88 bc | 80.30 de |
| W ₈ | 91.76 bc | 84.89 bc | 84.65 b | 85.18 bc | 46.32 b | 79.72 bc | 82.63 b-e |
| W ₉ | 92.22 bc | 85.13 bc | 85.05 b | 85.79 bc | 47.55 b | 80.93 bc | 83.71 b-e |
| W ₁₀ | 90.78 b-d | 84.54 bc | 84.27 b | 84.44 bc | 40.59 c | 79.05 bc | 81.75 c-e |
| W ₁₁ | 92.50 b | 85.37 bc | 85.93 b | 86.27 bc | 49.20 b | 83.85 bc | 84.11 b-e |
| W ₁₂ | 89.74 cd | 83.70 bc | 84.51 b | 83.66 bc | 39.58 c | 78.57 bc | 80.99 de |
| W ₁₃ | 86.67 e | 34.88 de | 36.17 c | 35.94 d | 6.81 hi | 15.38 d | 10.10 g |
| W ₁₄ | 86.04 e | 28.66 e | 33.70 c | 31.59 d | 5.04 i | 12.50 d | 8.42 gh |
| W ₁₅ | 12.09 j | 85.74 bc | 86.42 b | 86.73 bc | 10.65gh | 84.82 bc | 85.71 b-e |
| W ₁₆ | 16.12 i | 86.37 bc | 86.66 b | 87.24 bc | 13.75 g | 85.36 b | 89.28 b-d |
| W ₁₇ | 100 a | 100 a | 100 a | 100 a | 100 a | 100 a | 100 a |
| W ₁₈ | 0 l | 0 g | 0 e | 0 f | 0 j | 0 e | 0 h |
| LSD at 5% | 2.746 | 8.956 | 10.577 | 6.612 | 4.906 | 11.350 | 9.855 |
| CV (%) | 2.89 | 7.86 | 9.22 | 5.77 | 10.18 | 10.89 | 9.14 |

Here, statistics with the same letter in a column do not differ considerably. LSD = Least Significant Differences at 5% level of probability. CV = Coefficient of Variance; W₁ - Fenoxapro-p-ethyl @ 650 ml ha⁻¹; W₂ - Quizalofop-p-ethyl @ 650 ml ha⁻¹; W₃ - Fluzifop-p-butyl @ 1 L ha⁻¹; W₄ - Ethoxysulfuron @ 200 g ha⁻¹; W₅ - Quizalofop-p-tefuryl @ 650 ml ha⁻¹; W₆ - Pendimethalin @ 1 L ha⁻¹; W₇ - Fluzifop-p-ethyl 10% + Ethoxysulfuron 10% @ 400 g ha⁻¹; W₈ - Fluzifop-p-ethyl 10% + Ethoxysulfuron 10% @ 500 g ha⁻¹; W₉ - Quizalofop-p-ethyl 5% + Ethoxysulfuron 15% @ 500 g ha⁻¹; W₁₀ - Quizalofop-p-ethyl 5% + Ethoxysulfuron 15% @ 400 g ha⁻¹; W₁₁ - Fenoxapro-p-ethyl 10% + Ethoxysulfuron 10% @ 300 ml ha⁻¹; W₁₂ - Fenoxapro-p-ethyl 10% + Ethoxysulfuron 10% @ 400 ml ha⁻¹; W₁₃ - Quizalofop-p-ethyl 9% + Ethoxysulfuron 12% @ 400 ml ha⁻¹; W₁₄ - Quizalofop-p-ethyl 9% + Ethoxysulfuron 12% @ 300 ml ha⁻¹; W₁₅ - Fenoxapro-p-ethyl 7% + Bensulfuran Methyl 15% @ 2 kg ha⁻¹; W₁₆ - Metamifop @ 750 ml ha⁻¹; W₁₇ - Weeding at 15 DAS + Weeding at 30 DAS + Weeding at 45 DAS (weed free); W₁₈ - Control (Season long weedy)

Table 8. Impact of several weed control treatments on yield and yield attributes of *Corchorus olitorius*.

| Treatments | PD (m ⁻²) | PH (m) | BD (mm) | FY (t ha ⁻¹) | SY (t ha ⁻¹) |
|-----------------|-----------------------|---------|---------|--------------------------|--------------------------|
| W ₁ | 41.15 fg | 2.39 cd | 11.60 c | 1.76 fg | 3.53 g |
| W ₂ | 41.55 f | 2.36 de | 11.44 c | 1.83 f | 3.61 g |
| W ₃ | 39.75 g | 2.27 de | 11.49 c | 1.62 hi | 3.23 hi |
| W ₄ | 44.12 c-e | 2.63 b | 13.77 b | 2.21 d | 4.40 de |
| W ₅ | 40.15 fg | 2.33 de | 7.46 e | 1.68 gh | 3.35 gh |
| W ₆ | 29.33 h | 1.63 fg | 13.70 b | 1.49 j | 2.94 j |
| W ₇ | 45.07 b-d | 2.67 b | 13.85 b | 2.24 d | 4.46 d |
| W ₈ | 43.89 c-e | 2.74 b | 13.91 b | 2.42 b | 4.82 bc |
| W ₉ | 46.30 ab | 2.75 b | 13.94 b | 2.47 b | 4.90 b |
| W ₁₀ | 46.00 ab | 2.72 b | 13.83 b | 2.38 bc | 4.75 bc |
| W ₁₁ | 46.23 ab | 2.78 b | 14.02 b | 2.50 b | 4.99 b |
| W ₁₂ | 45.21 bc | 2.70 b | 13.79 b | 2.29 cd | 4.59 cd |
| W ₁₃ | 43.54 de | 2.61 b | 13.58 b | 2.09 e | 4.14 ef |
| W ₁₄ | 43.26 e | 2.59 bc | 9.48 d | 2.06 e | 4.08 f |
| W ₁₅ | 28.33 h | 1.76 f | 9.59 d | 1.51 ij | 2.50 k |
| W ₁₆ | 26.67 i | 2.17 e | 10.09 d | 1.55 ij | 2.98 ij |
| W ₁₇ | 46.97 a | 3.51 a | 17.31 a | 3.61 a | 7.03 a |
| W ₁₈ | 26.33 i | 1.48 g | 7.32 e | 1.46 j | 2.45 k |
| LSD at 5% level | 1.536 | 0.214 | 1.061 | 0.124 | 0.287 |
| CV (%) | 2.30 | 5.26 | 5.23 | 3.62 | 4.29 |

Here, statistics with the same letter in a column do not differ considerably. LSD = Least Significant Differences at 5% level of probability. CV = Coefficient of Variance; W₁ - Fenoxapro-p-ethyl @ 650 ml ha⁻¹; W₂ - Quizalofop-p-ethyl @ 650 ml ha⁻¹; W₃ - Fluzifop-p-butyl @ 1 L ha⁻¹; W₄ - Ethoxysulfuron @ 200 g ha⁻¹; W₅ - Quizalofop-p-tefuryl @ 650 ml ha⁻¹; W₆ - Pendimethalin @ 1 L ha⁻¹; W₇ - Fluzifop-p-ethyl 10% + Ethoxysulfuron 10% @ 400 g ha⁻¹; W₈ - Fluzifop-p-ethyl 10% + Ethoxysulfuron 10% @ 500 g ha⁻¹; W₉ - Quizalofop-p-ethyl 5% + Ethoxysulfuron 15% @ 500 g ha⁻¹; W₁₀ - Quizalofop-p-ethyl 5% + Ethoxysulfuron 15% @ 400 g ha⁻¹; W₁₁ - Fenoxapro-p-ethyl 10% + Ethoxysulfuron 10% @ 300 ml ha⁻¹; W₁₂ - Fenoxapro-p-ethyl 10% + Ethoxysulfuron 10% @ 400 ml ha⁻¹; W₁₃ - Quizalofop-p-ethyl 9% + Ethoxysulfuron 12% @ 400 ml ha⁻¹; W₁₄ - Quizalofop-p-ethyl 9% + Ethoxysulfuron 12% @ 300 ml ha⁻¹; W₁₅ - Fenoxapro-p-ethyl 7% + Bensulfuran Methyl 15% @ 2 kg ha⁻¹; W₁₆ - Metamifop @ 750 ml ha⁻¹; W₁₇ - Weeding at 15 DAS + Weeding at 30 DAS + Weeding at 45 DAS (weed free); W₁₈ - Control (Season long weedy); PD-Plant density, PH-Plant height, BD-Base diameter, FY-Fibre yield, and SY-Stick yield.

Table 9. Economic assessment of several weed control treatments in *Corchorus olitorius*.

| Treatment | FY (kg/ha) | FP Tk/ha | SY (kg/ha) | SP Tk/ha | GI (Tk ha ⁻¹) | TC (Tk ha ⁻¹) | NR (Tk ha ⁻¹) | BCR |
|-----------------|---------------|-------------|---------------|-------------|---------------------------|------------------------------|------------------------------|--------|
| | 1 | 2 | 3 | 4 | 5 (2+4) | 6 | 7 (5-6) | 8(5/6) |
| W ₁ | 1763 | 88167 | 3527 | 17633 | 105800 | 91279 | 14521 | 1.16 |
| W ₂ | 1827 | 91333 | 3613 | 18067 | 109400 | 90791 | 18609 | 1.20 |
| W ₃ | 1623 | 81167 | 3233 | 16167 | 97333 | 91846 | 5487 | 1.06 |
| W ₄ | 2213 | 110667 | 4403 | 22017 | 132683 | 92146 | 40537 | 1.44 |
| W ₅ | 1683 | 84167 | 3350 | 16750 | 100917 | 90856 | 10061 | 1.11 |
| W ₆ | 1487 | 74333 | 9337 | 14683 | 89017 | 90946 | -1929 | 0.98 |
| W ₇ | 2237 | 111833 | 4457 | 22283 | 134117 | 91746 | 42371 | 1.46 |
| W ₈ | 2423 | 121167 | 4823 | 24117 | 145283 | 92196 | 53087 | 1.58 |
| W ₉ | 2470 | 123500 | 4900 | 24500 | 148000 | 91946 | 56054 | 1.61 |
| W ₁₀ | 2377 | 118833 | 4747 | 23733 | 142567 | 91546 | 51021 | 1.56 |
| W ₁₁ | 2497 | 124833 | 4987 | 24933 | 149767 | 90996 | 58771 | 1.64 |
| W ₁₂ | 2290 | 114500 | 4593 | 22967 | 137467 | 91346 | 46121 | 1.50 |
| W ₁₃ | 2087 | 104333 | 4137 | 20683 | 125017 | 91706 | 33311 | 1.36 |
| W ₁₄ | 2063 | 103167 | 4077 | 20383 | 123550 | 91266 | 32284 | 1.35 |
| W ₁₅ | 1513 | 75667 | 2497 | 12483 | 88150 | 92146 | -3996 | 0.96 |
| W ₁₆ | 1553 | 77667 | 2983 | 14917 | 92583 | 92661 | -78 | 1.00 |
| W ₁₇ | 3607 | 180333 | 7033 | 35167 | 215500 | 130746 | 84754 | 1.25 |
| W ₁₈ | 1463 | 73167 | 2453 | 12267 | 85433 | 88346 | -2913 | 0.97 |

Here, W₁ - Fenoxapro-p-ethyl @ 650 ml ha⁻¹; W₂ - Quizalofop-p-ethyl @ 650 ml ha⁻¹; W₃ - Fluazifop-p-butyl @ 1 L ha⁻¹; W₄ - Ethoxysulfuron @ 200 g ha⁻¹; W₅ - Quizalofop-p-tefuryl @ 650 ml ha⁻¹; W₆ - Pendimethalin @ 1 L ha⁻¹; W₇ - Fluazifop-p-ethyl 10% + Ethoxysulfuron 10% @ 400 g ha⁻¹; W₈ - Fluazifop-p-ethyl 10% + Ethoxysulfuron 10% @ 500 g ha⁻¹; W₉ - Quizalofop-p-ethyl 5% + Ethoxysulfuron 15% @ 500 g ha⁻¹; W₁₀ - Quizalofop-p-ethyl 5% + Ethoxysulfuron 15% @ 400 g ha⁻¹; W₁₁ - Fenoxapro-p-ethyl 10% + Ethoxysulfuron 10% @ 300 ml ha⁻¹; W₁₂ - Fenoxapro-p-ethyl 10% + Ethoxysulfuron 10% @ 400 ml ha⁻¹; W₁₃ - Quizalofop-p-ethyl 9% + Ethoxysulfuron 12% @ 400 ml ha⁻¹; W₁₄ - Quizalofop-p-ethyl 9% + Ethoxysulfuron 12% @ 300 ml ha⁻¹; W₁₅ - Fenoxapro-p-ethyl 7% + Bensulfuron Methyl 15% @ 2 kg ha⁻¹; W₁₆ - Metamifop @ 750 ml ha⁻¹; W₁₇ - Weeding at 15 DAS + Weeding at 30 DAS + Weeding at 45 DAS (weed free); W₁₈ - Control (Season long weedy).

All weedicides were sprayed at 8 days after sowing (DAS) except Pendimethalin (Panida 33 EC). Pendimethalin (Panida 33 EC) was sprayed at 1 DAS. FY= Fibre yield, FP= Fibre price, SY= Stick yield, SP= Stick price, GI= Gross income, TC= Total cost, NR= Net return, Calculation was done as par labor wedges @ 400 Tk person⁻¹ day⁻¹.

Conclusion

Weed management is still an uphill battle regarding the sustainable cultivation of *C. olitorius*, since weeds significantly reduce grain yield. The present study revealed that the spray of Fenoxapro-p-ethyl 10% + Ethoxysulfuron 10% @ 300 ml ha⁻¹ at 8 DAS appeared as the best herbicide for *C. olitorius* cultivation in terms of effective weed control with the greatest net return and BCR followed by Quizalofop-p-ethyl 5% + Ethoxysulfuron 15% @ 500 g ha⁻¹. So, Fenoxapro-p-ethyl 10% + Ethoxysulfuron 10% @ 300 ml ha⁻¹ can be used for their higher weed suppressing ability and cost-effectiveness in *C. olitorius* production. However, this research was limited to a single site and should be tested at multi-location sites prior to advising the farmers to use the package. Furthermore, care should be given to environmental problems associated with the usage of herbicides because farmers normally ignore instructions and apply incorrect doses, volumes, and spray nozzles, results in poor weed suppression.

Acknowledgments

The authors are grateful to Bangladesh's National Agricultural Technology Programme-II (NATP-II). The authors would like to express their profound gratitude to King Saud University's Researchers Supporting Project Number (RSP2024R134), Riyadh, Saudi Arabia.

References

- Abbas, T., Z.A. Zahir, M. Naveed and R.J. Kremer. 2018. Limitations of existing weed control practices necessitate development of alternative techniques based on biological approaches. *Adv. Agron.*, 147: 239-280.
- Abdelaal, K., E.M.E. Menofy, A.A. Nessem and M.A. Elhaak. 2019. The allelopathy potential and glyphosate influence on anatomical features of Egyptian clover plant (*Trifolium alexandrinum* L.) infested with dodder weed (*Cuscuta campestris* L.). *Fresenius Environ. Bull.*, 28 (2A): 1262-1269.
- Ahmed, G.J.U., M.K.A. Bhuiyan, C.R. Riches, M. Mortimer and D. Jhonson. 2005. Farmers' participatory studies of integrated weed management system for intensified lowland. Proceedings of the 8th Biennial Agronomy Convention, held on Dhaka, Bangladesh.
- Akter, S., M.N. Sadekin and N. Islam. 2020. Jute and Jute Products of Bangladesh: Contributions and Challenges. *Asian Bus. Rev.*, 10(3): 143-152. 10.18034/abr.v10i3.480
- Alla, M.M.N., N.M. Hassan and Z.M. El-Bastawisy. 2008. Changes in antioxidants and kinetics of glutathione-S-transferase of maize in response to isoproturon treatment. *Plant Biosyst.*, 142: 5-16. 10.1080/11263500701872135
- Anonymous. 1988. (United Nation Development Program and Food and Agricultural Organization). Land Resources Appraisal of Bangladesh for Agricultural Development Report No. 2. Agro-Ecological Region of Bangladesh. FAO, Rome, Italy. <https://www.fao.org/3/s7223e/s7223e.pdf> (accessed on 14 August, 2023)
- Anonymous. 2022. Jute, kenaf, sisal, abaca, coir and allied fibres statistical bulletin 2021, Food and Agricultural Organization

- of United Nation. Rome, Italy. <https://www.fao.org/3/cb4477en/cb4477en.pdf> (accessed on 12 August, 2023)
- Anonymous. 2022. BBS (Bangladesh Bureau of Statistic). Yearbook of Agricultural Statistics of Bangladesh, Bangladesh Bureau of Statistic, Ministry of Planning, Government of the People's Republic of Bangladesh, Dhaka, Bangladesh. <https://bbs.gov.bd/site/page/453af260-6aea-4331-b4a5-7b66fe63ba61/Agriculture> (accessed on 14 August, 2023)
- Anonymous. 2022. EPB (Export Promotion Bureau). Review 2021-22, Export Promotion Bureau, Ministry of Trade and commerce, Government of the People's Republic of Bangladesh, Dhaka, Bangladesh. http://epb.gov.bd/site/view/epb_export_data/2021-2022 (accessed on 17 August, 2023)
- Anonymous. 2003. Statistical Analysis System User's Guide: Statistical Version, eight ed.; SAS Institute: Cary, NC, USA.
- Anwar, M.P., A.S. Juraimi, A. Puteh, A. Man and M.M. Rahman. 2012. Efficacy, phytotoxicity and economics of different herbicides in aerobic rice. *Acta Agr. Scand.*, 62(7): 604-615.
- Ashiq, M. and Z. Aslam. 2014. Chemical control of weeds. In: weeds and weedicides. Dept. Agronomy, Ayub Agricultural Research Institute, Faisalabad and University of Agriculture, Faisalabad, Pakistan, 235-256.
- Badr, A., H. Zaki, M.O. Germoush, A.Q. Tawfeek and M.A. El-Tayeb. 2013. Cytophysiological impacts of metosulam herbicide on *Vicia faba* plants. *Acta Physiol. Plant.*, 35(6): 1933-1941. 10.1007/s11738-013-1232-y
- Basu, G. and A.N. Roy. 2008. Blending of Jute with Different Natural Fibres. *J. Nat. Fibers*, 4: 13-29.
- Bhuiyan, M.K.A., M.M. Mahub and M.Z.I. Baki. 2018. Sensitivity of annual weeds against metolachlor + bensulfuron-methyl herbicide in transplanted rice. *Bangladesh Agron. J.*, 21(1): 61-70. 10.3329/baj.v21i1.39361
- Blackshaw, R.E., J.R. Moyer, K.N. Harker and G.W. Clayton. 2005. Integration of agronomic practices and herbicides for sustainable weed management in a zero-till barley field pea rotation, *Weed Technol.*, 19: 190-196. 10.1614/WT-04-128R
- Chakraborty, A., S. Biswas, R. Banerjee, S. Maji and P. Bandopadhyay. 2020. Spinoffs in mechano-chemical approach of weed-management practices in tossa jute (*Corchorus olitorius*). *Curr. Appl. Sci. Technol.*, 39: 62-72.
- Das, T.K. 2008. Weed Science: Basics and Applications, first edition. Jain Brothers Publishers, New Delhi, India.
- El-Awadi, M.E. and E.A. Hassan. 2011. Improving growth and productivity of fennel plant exposed to pendimethalin herbicide: stress-recovery treatments. *Nat Sci.*, 9: 97-108.
- Ghorai, A., H. Choudhury, M. Kumar and S. Kumar. 2013. Technology for weed management in jute. *Indian Farm.*, 63: 12-14.
- Ghorai, A.K. 2015. Integrated weed management in jute and allied fibre crops. Training manual Technological advances in production of jute and allied fibre crops, ICAR- Central Research Institute for Jute and Allied Fibres, Barrackpore, India.
- Ghorai, A.K., A.K. Chakraborty, N.C. Pandit, R.K. Mondal and C.R. Biswas. 2004. Grass weed control in jute by Targa super (quizalofop-ethyl 5% EC). *Pestol*, 28: 31-34.
- Hasan, M.K., D.A. Choudhury and M.R. Amin. 2002. Impact of integrated approach to farming systems development: case study of a marginal farmer, Bangladesh. *Econ. Aff.*, 47(3): 173-182.
- Hasanuzzaman, M., M.O. Islam and M.S. Bapari. 2008. Efficacy of different herbicides over manual weeding in controlling weeds in transplanted rice. *Aust. J. Crop. Sci.*, 2(1): 18-24.
- Hasanuzzaman, M., S.M. Mohsin, M.H.M.B. Bhuyan, T.F. Bhuiyan, T.I. Anee, A.A.C. Masud and K. Nahar. 2020. Phytotoxicity, environmental and health hazards of herbicides: challenges and ways forward, *Agrochem. Ditect. Treat. Remed.*, 3: 55-99. 10.1016/B978-0-08-103017-2.00003-9
- Hossain, M.S., M.N. Islam, A.T.M.M. Alam, I. Ahmed, M.S.H. Bhuiyan and M.J. Alam. 2012. Identification of the species and density evaluation of weeds in deshi jute growing areas. *Bangladesh J. Weed Sci.*, 3(1 & 2): 47-52.
- Hossain, M.S., U.K. Sarker, S. Monira, M.I. Ali, A.K. Hasan, M.S. Kaysar, M.P. Anwar, M. Begum, M.H. Rashid, M.H. Rashid, A. Hashem, G.D. Avila-Quezada, E.F. Abd_Allah and M.R. Uddin. 2023. Determination of Critical Period for Sustainable Weed Management and Yield of Jute (*Corchorus olitorius* L.) under Sub-Tropical Condition. *Sustainability*, 15: 9282. 10.3390/su15129282
- Huang, H. and Z.T. Xiong. 2009. Toxic effects of cadmium, acetochlor and bensulfuron-methyl on nitrogen metabolism and plant growth in rice seedlings. *Pestic. Biochem. Physiol.*, 94(2-3): 64-67. 10.1016/j.pestbp.2009.04.003
- Hussain, S., M. Ramzan, M. Akhter and M. Aslam. 2008. Weed management in direct seeded rice. *J. Anim. Plant. Sci.*, 18(2-3): 86-88.
- Islam, M.M. 2011. Jute Production in Bangladesh: Past, present situation and future prospect. (Ed.): Sultana, N. Dynamic Publication, Dhaka, Bangladesh. pp. 161.
- Islam, M.M. 2014. Research Advances of Jute Field Weeds in Bangladesh: A Review. *The ARPN J. Sci. Technol.*, 4(4): 254-268.
- Islam, M.M. and M. Rahman. 2008. In: Hand book on Agricultural Technologies of Jute, Kenaf and Mesta Crops. Bangladesh Jute Res. Inst., Manik Mia Avenue, Dhaka-1207, Bangladesh.
- Islam, M.M. and S. Ali. 2017. Agronomic research advances in jute crops of Bangladesh. *AASCIT J. Biol.*, 3(6): 34-46.
- Janiya, J.D. and K. Moody. 1989. Weed populations in transplanted wet-seeded rice as affected by weed control method. *Trop. Pest Manag.*, 35(1): 8-11. 10.1080/09670878909371311
- Jena, S., M. Kumar, S. Mitra, R.K. Paikray and A.K. Ghorai. 2017. Effect of weed management practices on productivity and profitability of jute fibre. *Ind. J. Weed Sci.*, 49: 381-384.
- Kazal, M.M.H., S. Rahman, M.J. Alam and S.T. Hossain. 2013. Financial and Economic Profitability of Selected Agricultural Crops in Bangladesh; NFPCSP-FAO Research Grant Report #05/11; Food Planning and Monitoring Unit, Ministry of Food, Government of Bangladesh: Dhaka, Bangladesh.
- Khaliq, A. and A. Matloob. 2012. Germination and growth response of rice and weeds to herbicides under aerobic conditions. *Int. J. Agric. Biol.*, 14: 775-780.
- Kniss, A.R. 2017. Long-term trends in the intensity and relative toxicity of herbicide use. *Nat. Commun.*, 8(1): 14865. 10.1038/ncomms14865
- Kumar, M., A.K. Ghorai, A. Singh and K. Kundu. 2015. The critical period for weed competition in relation to yield of jute (*Corchorus olitorius* L.). *J. Agri Search.*, 2: 225-228.
- Kumar, M., A.K. Ghorai, S. Mitra and D.K. Kundu. 2013. Major weed flora in jute and their management. (*Bull. No. 1/2013*). Kolkata. Central Research Institute for Jute and Allied fibres (ICAR).
- Mahajan, G. and B.S. Chauhan. 2013. Herbicide options for weed control in dry-seeded aromatic rice in India. *Weed Technol.*, 27(4): 682-689. 10.1614/WT-D-13-00016.1
- Mahajan, G., B.S. Chauhan and M.S. Gill. 2013. Dry-seeded rice culture in Punjab state of India: Lesson learned from farmers. *Field Crops Res.*, 144: 89-99. 10.1016/j.fcr.2013.01.008
- Mahakavi, T., R. Bakiyaraj, L. Baskaran, N. Rashid and G.K. Sanker. 2014. Effect of herbicide quizalofop-p-ethyl on growth, photosynthetic pigments, enzymes and yield responses of black gram *Vigna mungo* L. *Int. Lett. Natural Sci.*, 9: 58-65. 10.18052/www.scipress.com/ILNS.9.58

- Mahbub, M.M. and M.K.A. Bhuiyan. 2021. Effect of Fenoxyprop-P-Ethyl 10% + Ethoxysulfuron 10% WP on Annual Weeds Suppression and Yield of Transplanted Rice in Bangladesh. *American-Eurasian J. Agric. & Environ. Sci.*, 21(4): 217-225.
- Majumder, S., P. Saha, K. Datta and S.K. Datta. 2020. Fiber crop, jute improvement by using genomics and genetic engineering. In: (Eds.): Tuteja, N., R. Tuteja, N. Passricha and S.K. Saifi. *Advancement in Crop Improvement Techniques*, Woodhead Publishing, UK, pp. 363-383.
- Mandal, B. and D. Mukherjee. 2018. Influenced of different Weed Management Practices for Higher Productivity of Jute (*Corchorus olitorius*) in West Bengal. *Int. J. Bioresour. Sci.*, 5(1): 21-26.
- Morsy, A. and M. Tantawy. 2018. Impact of Plant Spacing and Weed Control Treatments on Yield, Quality of Soybean (*Glycine Max* L.) and Associated Weeds Characters under Middle Egypt Conditions. *Assiut J. Agric. Sci.*, 49: 27-46. 10.21608/AJAS.2018.8086
- Mukherjee, D. 2013. Studies on resource management for sustainable ecosystem in Eastern Himalaya. *Asian J. Agric. Food. Sci.*, 1(5): 222-235.
- Mukul, M.M., N. Akter, M.M. Islam, M.S.H. Bhuiyan, M.G. Mostofa, R.K. Ghosh, C.K. Saha and M.A. Ali. 2021. Morpho-phenetical study of high yielding tossa jute variety BJRI Tossa Pat 7 (MG-1) for bast fibre yield and qualities. *Heliyon.*, 7(10): e08129. 10.1016/j.heliyon.2021.e08129
- Nabiha, B., D.M. Reda, Z. Nouredine and B. Houria. 2014. Differential response to treatment with herbicide chevalier induced oxidative stress in leaves of wheat. *Ann. Biol. Res.*, 5: 1-7.
- Ngomuo, M., T. Stoilova, T. Feyissa, N. Kassim and P.A. Ndakidemi. 2017. The genetic diversity of leaf vegetable jute mallow (*Corchorus spp.*): a review. *Indian J. Agric. Res.*, 51 (5): 405-412. 10.18805/IJARe.A-240
- Okafor, L. 1986. Predominant weeds in Nigeria. *Trop. Pest Manag.*, 32: 261-266.
- Parvez, M.S., M.A. Salam, H. Kato-Noguchi and M. Begum. 2013. Effect of cultivar and weeding regime on the performance of transplant aman rice. *Int. J. Agric. Crop Sci.*, 6(11): 654-666.
- Rajashekhhar, N, Prakasha and T.C.S. Murthy. 2012. Seed germination and physiological behavior of maize cv. Nac-6002 seedlings under abiotic stress pendimethalin condition. *Asian J. Crop Sci.*, 4 (2): 80-85. 10.3923/ajcs.2012.80.85
- Rashid, M.H., M.H. Uddin, A.H.M.J. Alam, A.K.M.M. Islam and M.P. Anwar. 2007. Efficiencies and economics of some weed control methods in transplant Aman rice cv. BRRI dhan32. *Bangladesh J. Crop Sci.*, 18: 259-264.
- Riaz, M., M.A. Malik, T.Z. Mahmood and M. Jamil. 2006. Effect of various weed control methods on yield and yield components of wheat under different cropping patterns. *Int. J. Agric. Bio.*, 8(5): 636-640.
- Samira, R., M.M. Moosa, M.M. Alam, S.I. Keka and H. Khan. 2010. In silico analysis of jute SSR library and experimental verification of assembly. *Plant Omics. J. (POJ)*, 3(2): 57-65.
- Sarkar, S. 2006. Weed management in jute (*Corchorus olitorius* L.) by post emergence herbicides. *J. Trop. Agric.*, 44(1-2): 71-73.
- Sarkar, S.K. and S.P. Gawande. 2016. Diseases of jute and allied fibre crops and their management. *J. Mycopathol. Res.*, 54 (3): 321-337.
- Schnelle, M.A. and J.C. Cole. 2017. Herbicide Injury in the Nursery and Landscape, Published Feb. 2017 Id: HLA-6704
- Singh, M.V., S. Bhagwan and V. Prakash. 2015. Integrated weed management in jute. *Ann. Plant Soil Res.*, 17(3): 277-279.
- Singh, R.P., R.K. Singh and D. Mukherjee. 2004. Effect of weed interference on efficiency of crop. *Acta Agron.*, 24-26.
- Singh, S.P., P. Pandey, M. Kumar, S. Singh, N.S. Pandey and S. Deepty. 2013. Growth and biochemical responses of wheat *Triticum aestivum* L. to different herbicides. *Afr. J. Agric. Res.*, 8 (14): 1265-1269. 10.5897/AJAR12.2073
- Strange, M.L. 2012. UC Master Gardener. Master Gardener Newspaper Articles. University of California Cooperative Extension, www.ucanr.edu. (Accessed on 12 August 2023).
- Susha, V.S., T.K. Das, C.P. Nath, R. Pandey, S. Paul and S. Gosh. 2018. Impacts of tillage and herbicide mixture on weed interference, agronomic productivity and profitability of a maize – Wheat system in the North-western Indo-Gangetic Plains. *Field Crops Res.*, 219: 180-191. 10.1016/j.fcr.2018.02.003
- Swanton, C.J., R. Nkoa and R.E. Blackshaw. 2015. Experimental methods for crop–weed competition studies. *Weed Sci.*, 63: 2-11.
- WRAP, T.C.A. 2002. Public available specification 100 – Specification for composted material, Annex D: Method to assess contamination by weed propagules and phytotoxins in composted material.
- Zimdahl, R.L. 2013. Fundamentals of Weed Science, fourth ed. Academic Press.
- Zobiolo, L.H.S., R.J. Kremer and J. Constantin. 2012. Glyphosate effects on photosynthesis, nutrient accumulation, and nodulation in glyphosate-resistant soybean. *J. Plant. Nutr. Sci.*, 175 (2): 319-330. 10.1002/jpln.201000434

(Received for publication 07 September 2023)