

INTEGRATED NUTRIENT MANAGEMENT IN BANANA: COMPARATIVE ROLE OF FYM AND COMPOSTED PRESSMUD FOR THE IMPROVEMENT OF SOIL PROPERTIES

AMBRIN RAJPUT^{1*}, MEHRUNISA MEMON^{2*}, KAZI SULEMAN MEMON³,
TANVEER ALI SIAL⁴ AND HADI BUX LAGHARI⁵

¹Soil Fertility Research Institute Tandojam, Agriculture Research Sindh, Tandojam, Pakistan

^{2,4}Department of Soil Science, Sindh Agriculture University, Tandojam, Pakistan

³Retired Professor, Sindh Agriculture University, Tandojam, Pakistan

⁵Asim Agriculture Farm, Tando Soomro, Sindh, Pakistan

*Corresponding author's email: nisamemon@gmail.com, ambrin2004@gmail.com

Abstract

Banana crop requires high nutrient supply for optimal production and economic benefits. Low crop yields are due to the low fertility of the soil, which can be improved with the addition of organic and inorganic sources of nutrients. This study evaluated the role of FYM and pressmud in improving the soil properties of the banana field. A field experiment involving the use of organic and inorganic sources of nutrients was laid out in a split-plot design. The organic sources i.e. control, FYM and composted pressmud (CPM), each at 20 t ha⁻¹ constituted the major split and mineral fertilizer treatments (full N, N+1/2P, N+3/4P, N+P, N+P+K and 1.25 NP) as sub-split. The fertilizer rates were based on the recommended rates of N, P₂O₅ and K₂O (500-250-500 kg ha⁻¹). Each treatment received a blanket application of ZnSO₄ at 10 kg ha⁻¹. Banana (Cv. Dwarf Cavendish) was grown for one cropping cycle. Soil samples were secured from each treatment after the banana harvest and included a composite sample before conducting the experiment. The results showed that the increased fertilizer rates did not increase soil EC, pH, OM, soil macro and micro-nutrients. FYM improved the fertility of surface soil by increasing organic matter (49.2%), Olsen P (45.2%), NH₄OAc-K (3.9%), and DTPA-Cu (16.4%), Fe (61.8%), Mn (17.5%), and Zn (44.5%) over control and was superior over CPM. However, the later requires extended use to establish its beneficial effect on soil properties with particular reference to EC. Banana flourishes well on soils with very low salt content. FYM or CPM, in both cases the values decreased with the increase in soil depth.

Key words: Soil properties, FYM, CPM, Organic matter, Banana crop.

Introduction

Intensive farming and harvesting high crop yields may lead to depletion of soil organic matter and nutrients unless appropriately replenished through manures and fertilizers. The application of chemical fertilizers increases the yield of several crops. However, the system may not sustain for a more extended period without balanced nutrition. This is especially true for heavy feeder crops like banana, which requires a large quantity of plant nutrients in the form of N, P and K fertilizers (Yao *et al.*, 2009) and manures. Potassium (K), nitrogen (N), magnesium (Mg), phosphorus (P), followed by zinc (Zn) and manganese (Mn), are most important for optimum yield of banana (Ozbek & Damsman, 1978; Martin-Prevel, 1977). Banana is an important crop of Sindh province of Pakistan where it was grown on 27,000 ha, the average yield being 5.21 t ha⁻¹ (Anon., 2018). Various studies on banana have shown the average yield as 26 to 29.3 t ha⁻¹ for district Hyderabad, Sindh (Abro *et al.*, 2008; Memon *et al.*, 2010) against a potential yield of 60-80 t ha⁻¹ (Memon *et al.*, 2010). Among other things, poor soil fertility with 100% soils deficient in N, 80-90% in P and 25-30% in K (Anon., 2001; Akhtar *et al.*, 2003; Rajput *et al.*, 2015) and frequently less than 0.5% organic matter (Abbas *et al.*, 2012) contribute substantially to lower crop yields. Under the declining nutrient supply capacity of soils, it becomes necessary to properly apply organic and mineral nutrients for sustaining high banana yields. The balanced application of organic and inorganic amendments increases fertilizer efficiency and provides expensive NPK fertilizers (Jan & Noor, 2007). Banana growers commonly use N and P fertilizers, with some using K fertilizers and FYM also. Abro *et al.*, (2008) and Memon *et al.*, (2010) reported that banana

growers of Sindh practiced FYM application between 9-13 t ha⁻¹. Pressmud, another organic source, is rich in NPK (20.0, 13.5 and 9.4 g kg⁻¹), micronutrients and organic matter (Memon *et al.*, 2012a) content. It can be used alone or with mineral fertilizers for their beneficial use in an environment-friendly way (Ziauddin, 2009; Ansari and Hazarika, 2009; Jeyabaskaran & Mustafa, 2010) and the improvement in quality (Bhalerao *et al.*, 2009; Rajput *et al.*, 2017) of banana. Few research studies related to the effect of organic manures and their combined application with FYM, green manure, and pressmud on the response of banana crop (Ghulam *et al.*, 2010; Adriano *et al.*, 2012; Vanilarasu and Balarkrishnamurthy, 2014). Balanced fertilizer application is a vital factor to improve banana yield and soil environment under the continuous banana cropping system. Under the combined use of mineral fertilizers and organic amendments, this study was planned to compare the role of FYM and pressmud in improving soil properties under the subtropical environment of Sindh, Pakistan.

Materials and Methods

A field study was carried out at Asim Agriculture Farm, Tando Soomro, Sindh, Pakistan to investigate the comparative role of FYM and CPM for the improvement of soil properties under banana cultivation. The mean annual rainfall during study period was 215 mm, temperature 38°C and soil was alluvial with flat topography. The experiment was designed under split-plot arrangement with organic amendments (control, FYM and CPM at 20 t ha⁻¹) as major split. Mineral fertilizer treatments (N (500 kg ha⁻¹), N+1/2P (500+125 kg ha⁻¹), N+3/4P (500+188 kg ha⁻¹), N+P (500+250 kg ha⁻¹), N+P+K (500+250+500 kg ha⁻¹) and

1.25 NP (625+313 kg ha⁻¹) were assigned to sub-split. Application of mineral form of nutrients was based on the recommended rates (i.e. 500:250:500 kg N: P₂O₅:K₂O ha⁻¹ yr⁻¹) as given by Bhatti *et al.*, (1995) and was continuously applied for 8 months from March to November (except June). Zinc was applied in the form of ZnSO₄ at 10 kg ha⁻¹ in March. FYM and CPM were incorporated (11 kg plant⁻¹) during winter season after the harvest of banana fruit before mineral fertilizer application. Well rotten FYM was collected from local area and prepared CPM from Matiari Sugar Mills, Maitari. The CPM was prepared from sugar industry based pressmud, boiler ash and spentwash with former 10 times more than the later ones.

Composite soil samples representing 0-15, 15-30, 30-45 and 45-60 cm were collected from each treatment and replication before and after one fruiting cycle of banana harvest. Soil samples were air dried, roots and other materials were removed, and passed from 2mm mesh sieve. EC and pH of samples was analysed in 1:2 soil-water extracts. Soil texture (Bouyoucos, 1962), organic matter, and lime (Jackson, 1958) were tested as per details under standard soil test methods. Total N (Bremner, 1965), Olsen P (Olsen *et al.*, 1954; Murphy & Riley, 1962), NH₄OAc-K) and DTPA extractable micronutrients i.e., Cu, Fe, Mn and Zn (Lindsay & Norvell, 1978) were determined as per details under Estefan *et al.*, (2013). Samples of FYM and CPM were also determined by standard methods (Lindsay & Norvell, 1978; Estefan *et al.*, 2013). Statistical analysis of the data was carried out by analysis of variance test using split-plot design. The comparison of means for those significant was performed by least significant difference (LSD_{0.05}) test by applying Statistix 8.1 (Anon., 2005).

Results and Discussion

Properties of experimental soil: The soil was generally silty clay loam throughout the profile, except the lower horizon of 60-90 cm soil which was heavy in texture. EC and pH of the surface soil was 0.338 dS m⁻¹ and 7.71, respectively. The CaCO₃ content depicted calcareousness (11.30%). The surface soil was adequate in Olsen P (12.27 mg kg⁻¹), NH₄OAc-K (163 mg kg⁻¹), Cu (3.88 mg kg⁻¹), Fe (6.59 mg kg⁻¹), and Mn (8.64 mg kg⁻¹) but low in Zn (0.29 mg kg⁻¹) and organic matter content (0.68%). All mentioned parameters decreased with the depth of soil as described under Table 1.

Composition of organic amendments: Total N content of both FYM and CPM (2.07 and 2.15 %) was more or less similar but differed in P and K content. Total P (1.30%) and K (1.31%) content of FYM was same, but relatively higher P (1.76%) and lower K (0.83%) content was noted in CPM. In case of micronutrients, Cu, Fe and Zn contents of CPM (79.4, 848 and 48.5 mg kg⁻¹) were higher than that in FYM (40.2, 895 and 46.8 mg kg⁻¹). Total Mn content of FYM (464 mg kg⁻¹) was higher than that in CPM (341 mg kg⁻¹) as given under Table 2. The C:N ratio of FYM was higher (20.82 %) as compared to CPM (15.2 %).

Comparative role of FYM and CPM on soil properties under banana cultivation: Statistical analysis in the form of F values and significance from analysis of variance table for soil properties i.e., EC, pH, organic matter, Kjeldahl's N, Olsen P, NH₄OAc-K and DTPA-Cu,

Fe, Mn and Zn at different soil depths have been presented in (Table 3).

EC, pH and organic matter: The data related to EC, pH and organic matter content has been presented in Fig. 1. Electrical conductivity generally increased with the rate of inorganic fertilizer at all soil depths. The EC values increased from 0.53 dS m⁻¹ in treatments applied with N to 0.61 dS m⁻¹ where either NPK or 1.25 NPK was applied, corresponding to 13.1% increase in surface soil. The lower soil depths experienced 19.7, 14.3 and 12.27% increase in EC values (Fig. 1a). In case of organic amendments, it increased from 0.55 dS m⁻¹ in control to 0.61 dS m⁻¹ under CPM. While, the values under FYM treatments were lower (0.58 dS m⁻¹) and much less (i.e. 0.40 dS m⁻¹) at lower soil depths (Fig. 1b). The values remained within the non-saline category (< 2 dSm⁻¹) in all treatments after the application of either mineral fertilizer, FYM or even CPM. Fertilizer application did not show any significant increase in pH of surface soil, however, with the increase in soil depth, the effect became more and more significant as the rate of fertilizer increased (Fig. 1c). In case of organic amendments, FYM (7.86) applied surface soils had pH similar to that in control (7.9), but CPM applied ones were slightly at upper hand (Fig. 1d). There was slight increase in pH to lower soil depths. All pH values were in the moderately alkaline range and remained within this range at all soil depths. The organic matter content of the of surface soil increased from 0.67% in N applied treatment to 0.92% in NPK treatment. Application of NPK or 1.25 NP performed similarly (Fig. 1e). In case of organic amendments, the contents of surface soil increased from 0.59% in control to 1.01% in CPM. In all the cases, organic matter content decreased with the depth of soil (Fig. 1f). The increase in organic matter content by organic amendments was more than that under mineral fertilizer application. It was prominent at sub-surface under FYM applied treatments and at surface with CPM application. Generally, Pakistani soils are low (0.5 to 1 %) (Sarwar *et al.*, 2011) in organic matter. Local research related to organic amendments and even mineral fertilization on soil properties of banana crop in Sindh, Pakistan is scanty. Wiebel *et al.*, (1994) reported pH and EC values of 8.68 and 0.98 dS m⁻¹ in NPK (492-156-325 kg ha⁻¹ year⁻¹) applied treatments. Mughal (2002) analyzed soil properties of district Shaheed Benazirabad and showed that the majority of soils were non-saline, alkaline in reaction with pH from 7.2 to 8.2 and 7.4 to 8.2, organic matter content from 0.49% to 1.53% and 0.41% to 1.16%, corresponding to surface and sub-surface soil depths. Our results were also very closely in line with widely held research works (Bhalerao *et al.*, 2010; Ghulam *et al.*, 2010; Adriano *et al.*, 2012, Vanilarasu & Balakrishmanurthy, 2014 and Zhong *et al.*, 2014). Aziz *et al.*, (2012) reported EC value of 0.287 dS m⁻¹ and organic carbon of 0.85% and pH of 7.05 under FYM incorporated treatments. Wahba (2007) showed improvement in soil organic matter content as a result of compost application rich in humic acid. Aziz *et al.*, (2012) showed that there was no change in pH, and EC but the organic matter contents were higher in FYM, followed by pressmud and poultry manure applied treatments. Studies by Liu *et al.*, (2010) showed that integration of organic sources with inorganic fertilizer generally increase soil organic carbon. The outcome of Singh *et al.*, (2015) was exactly in line with the results of this study, that pressmud relatively increases the EC of soil compared to that by FYM.

Table 1. Properties of experimental soil under banana cultivation.

S. No.	Soil depth (cm)	Electrical conductivity (dS m ⁻¹)	pH	CaCO ₃ (%)	Organic matter (%)	Olsen P	NH ₄ OAc extractable K	DTPA extractable				Textural class
								Cu	Fe	Mn	Zn	
								(mg kg ⁻¹)				
1.	0-15	0.338	7.71	11.30	0.68	12.27	163	3.88	6.59	8.64	0.29	Silty clay loam
2.	15-30	0.275	7.67	11.32	0.52	10.25	123	3.42	5.25	5.88	0.22	Clay loam
3.	30-45	0.266	7.7	11.06	0.43	1.85	124	2.62	3.22	3.75	0.14	Silty clay loam
4.	45-60	0.269	7.67	10.55	0.27	1.03	110	2.07	2.07	2.24	0.09	Silty clay loam
5.	60-90	0.188	7.56	10.02	0.18	0.88	80	0.83	1.55	1.42	0.05	clay

Table 2. Composition of farmyard manure (FYM) and composted pressmud (CPM).

Waste	N	P	K	Cu	Fe	Mn	Zn	C:N Ratio
	%			mgkg ⁻¹				
FYM	2.07	1.30	1.31	40.2	895	464	46.8	20.8
CPM	2.15	1.76	0.83	79.4	848	341	48.5	15.2

Table 3. F-values and significance from analysis of variance for soil properties under banana cultivation.

Parameters	Depths (cm)	F-values			LSD ^{0.05}		
		FT	OA	FT x OA	FT	OA	FT x OA
EC	0-15	4.27	7.40	7.04	0.062	0.459	0.134
	15-30	7.46	1.35	3.03	0.077	0.095	0.167
	30-45	3.85	19.33	2.27	0.076	0.045	0.164
	45-60	15.58	8.40	2.29	0.074	0.081	0.159
pH	0-15	1.45	7.42	1.35	0.257	0.178	0.554
	15-30	30.94	56.80	3.50	0.079	0.066	0.172
	30-45	44.69	100.61	8.90	0.092	0.053	0.198
	45-60	3.36	3.92	2.69	0.208	0.104	0.448
OM	0-15	1.83	12.42	1.05	NS	0.297	NS
	15-30	19.83	96.88	2.87	0.081	0.096	0.173
	30-45	6.68	6.08	0.98	0.115	0.143	NS
	45-60	8.76	5.86	1.25	0.088	0.116	NS
N	0-15	2.80	0.37	0.32	0.017	NS	NS
	15-30	1.37	1.03	0.66	0.017	NS	NS
	30-45	3.82	0.91	0.60	0.014	NS	NS
	45-60	3.45	8.27	0.74	6.763	3.811	NS
P	0-15	33.51	47.20	3.68	5.241	4.189	11.29
	15-30	25.21	15.41	1.12	2.346	2.7164	NS
	30-45	0.89	6.05	2.11	NS	1.7043	3.846
	45-60	3.65	5.96	0.53	0.489	0.2513	NS
K	0-15	2.06	0.02	0.50	NS	NS	NS
	15-30	0.13	0.2	1.10	NS	NS	NS
	30-45	1.84	0.00	1.31	NS	NS	NS
	45-60	1.51	1.78	0.44	NS	NS	NS
Cu	0-15	1.07	54.86	0.22	NS	0.471	NS
	15-30	1.41	4.96	0.47	NS	0.930	NS
	30-45	1.70	6.95	0.20	NS	0.341	NS
	45-60	2.37	1.65	1.12	0.4967	NS	NS
Fe	0-15	0.63	54.45	0.95	NS	4.461	NS
	15-30	0.63	54.45	0.95	NS	4.461	NS
	30-45	0.73	20.13	1.12	NS	2.831	NS
	45-60	2.40	2.89	0.44	NS	NS	NS
Mn	0-15	2.60	11.15	0.19	3.392	1.436	NS
	15-30	2.52	9.63	0.54	2.019	0.854	NS
	30-45	6.01	9.06	0.86	1.917	0.788	NS
	45-60	4.15	1.10	0.64	1.624	NS	NS
Zn	0-15	0.97	28.56	0.20	NS	0.249	NS
	15-30	0.97	28.52	0.20	NS	0.249	NS
	30-45	1.20	16.83	0.60	NS	0.294	NS
	45-60	4.49	12.38	1.36	0.244	0.249	NS

FT Fertilizer treatments, OA Organic amendments, NS non-significant

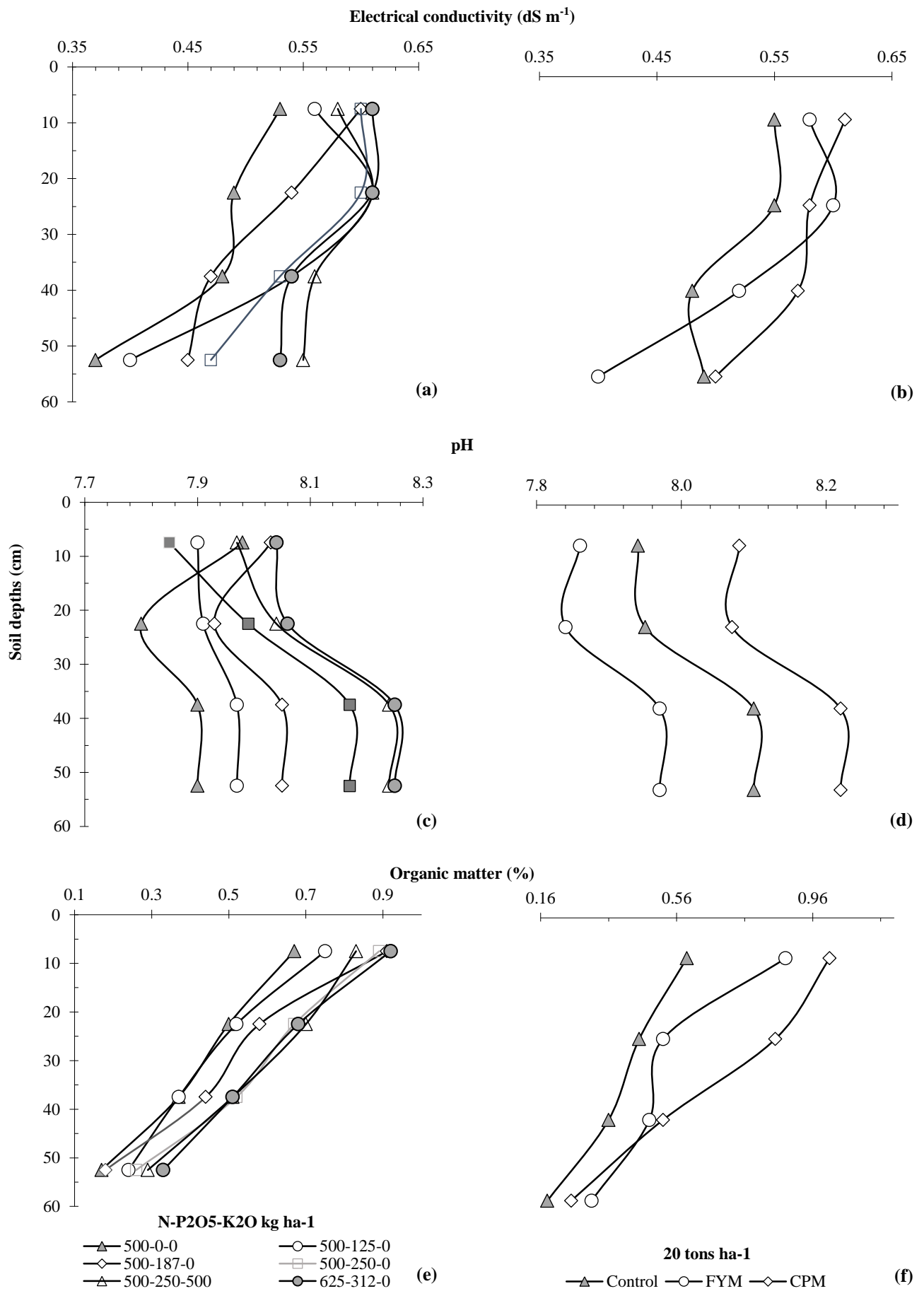


Fig. 1. Effect of mineral fertilizer (N-P₂O₅-K₂O kg ha⁻¹) and organic amendments (control, FYM and CPM) on soil EC (a, b), pH (c, d) and organic matter (e, f) content at various depths under banana cultivation.

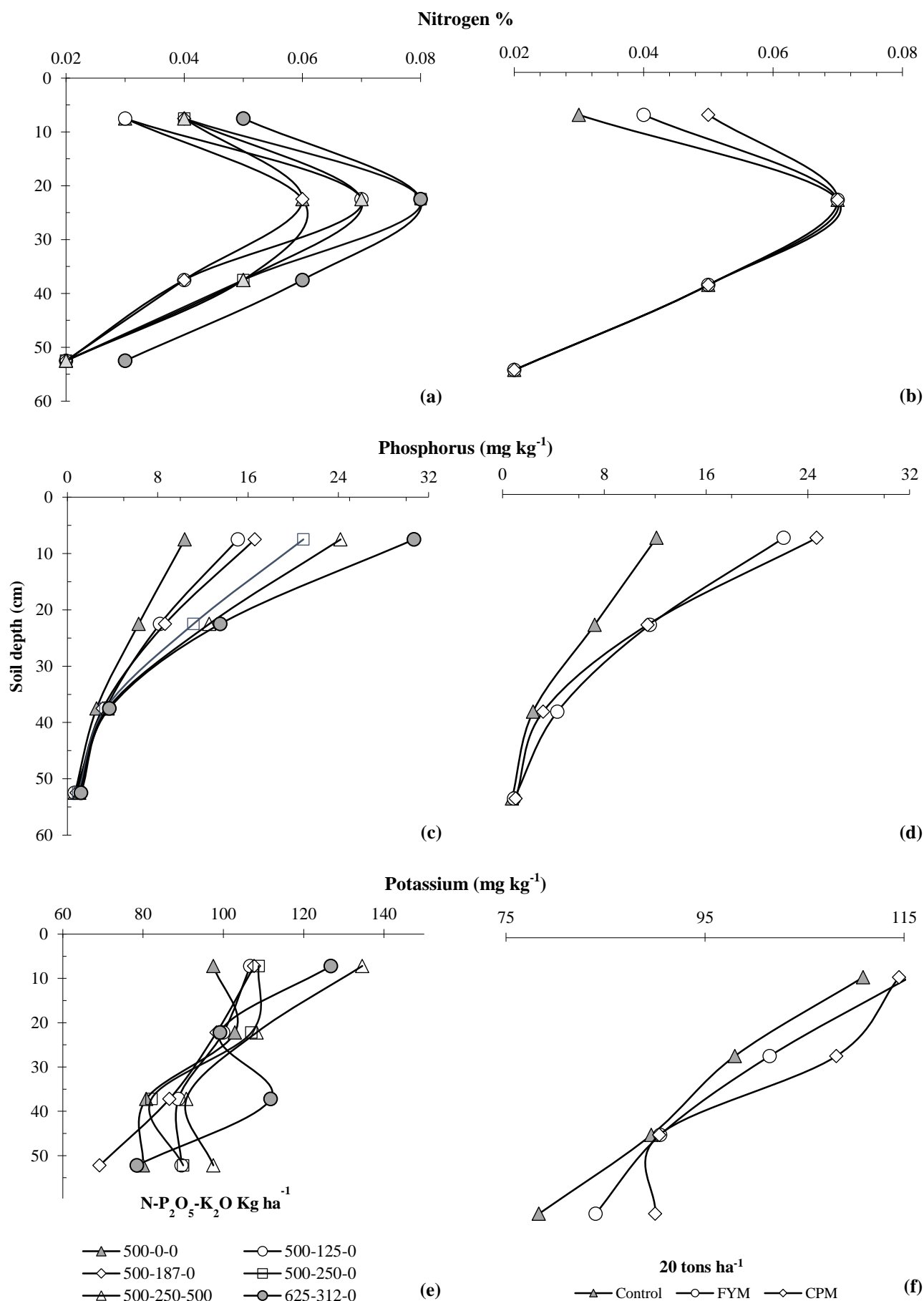


Fig. 2. Effect of mineral fertilizer (N-P₂O₅-K₂O kg ha⁻¹) and organic amendments (control, FYM and CPM) on Kjeldahl's N (a, b), Olsen P (c, d) and NH₄OAc-K (e, f) content at various depths under banana cultivation.

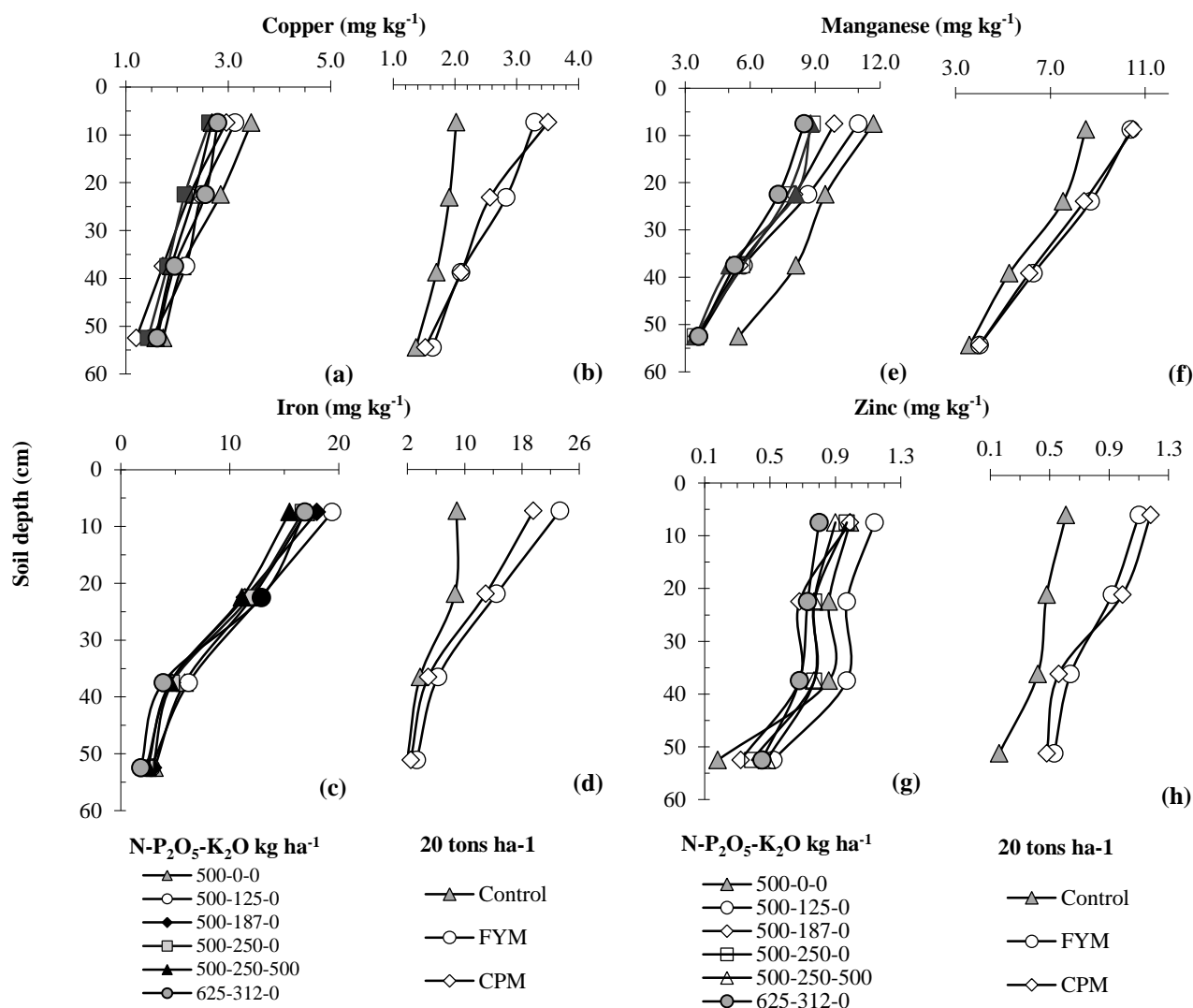


Fig. 3. Effect of mineral fertilizer ($N-P_2O_5-K_2O$ kg ha⁻¹) and organic amendments (control, FYM and CPM) on DTPA extractable Cu (a, b), Fe (c, d), Mn (e, f) and Zn (g, h) at various depths under banana cultivation.

Soil macronutrients: The data pertaining to total N, Olsen P and NH_4OAc-K content has been presented in Fig. 2. The data showed that mineral fertilizer and organic amendments did not differ significantly from each other in total N content at all soil depths, as all treatments received uniform rate of N. However, in both cases, sub-surface soil had more N, than surface or lower depths (Fig. 2a and 2b). Application of mineral fertilizer improved Olsen P of surface soil from 10.4 mg kg⁻¹ in treatments applied with N only to 30.7 mg kg⁻¹ in treatments applied with 1.25 NP. The values generally decreased with the depth of soil (Fig. 2c). Addition of organic amendments increased soil surface Olsen P from 12.1 mg kg⁻¹ in control to 22.1 mg kg⁻¹ in FYM and 25 mg kg⁻¹ in CPM applied treatments (Fig. 2d). The available P content decreased with the depth of soil. Inorganic fertilizer application showed increase in NH_4OAc-K in soil. The NH_4OAc-K values increased from 97.5 mg kg⁻¹ in N applied treatments to 134.6 mg kg⁻¹ in NPK applied treatments of surface soil. Same treatments increased the values at each soil depths, however, the values increased from surface to lower depths (Fig. 2e). In case of organic

amendments, available K increased from 110.9 mg kg⁻¹ in control to same value of 115.6 mg kg⁻¹ by both FYM and CPM of surface soil (Fig. 2f). Overall, it was noted that a soil residual K was not enough to show significant increase over all treatments except NPK. Our results were in line with the studies by Wiebel *et al.*, (1994). They reported that available P (37 mg kg⁻¹) and K (79 mg kg⁻¹) experienced a rise when higher NPK (492-156-32 kg ha⁻¹ yr⁻¹) rates were used over the lower ones (169-68-21 kg ha⁻¹ yr⁻¹). Improved NPK fertilization (544-227-494 kg ha⁻¹ yr⁻¹) in banana was beneficial and increased total N (0.085%), P (9.55 mg kg⁻¹) and K (0.53 me 100 g⁻¹) compared to lower rates practiced by farmers (Memon *et al.*, 2010). There are no particular studies comparing FYM and composted pressmud, particularly under banana cultivation, however, there are different forms of organic sources applied on different crops such as secondary products of organic origin from sugar industry i.e. spentwash (Kaloi *et al.*, 2017). These studies show that these amendments with mineral fertilizer also improved soil organic matter (65%), N (20%), P (25%) and K (230%) over full NP treatment alone.

Soil micronutrients: Micronutrient contents (Fig. 3) decreased with the increasing level of mineral fertilizer application DTPA extractable Cu, Fe, Mn and Zn contents of surface soil decreased from 3.45, 17.0, 11.7 and 0.99 mg kg⁻¹ in treatments applied with N only to 2.79, 16.9, 8.50 and 0.80 mg kg⁻¹, respectively to treatments where either NPK or 1.25 NPK was applied. This trend was similar at all other soil depths and the values decreased from surface to lower soil depths (Fig. 3a, c, e, g). In case of organic amendments, control plots had minimum Cu, Fe, Mn and Zn (2.02, 8.9, 8.58 and 0.61 mg kg⁻¹) contents of surface soil. Among two amendments i.e., FYM and CPM treated plots, the former had relatively higher values of Cu, Fe, Mn and Zn (3.29, 23.3, 10.4 and 1.10 mg kg⁻¹) over the later ones (Fig. 3b, d, f, h). The depth-wise trend shows a decrease all micronutrient content from surface to subsurface. Early research reports related to micronutrient assessment (Memon *et al.*, 1988-89) and Memon (1998) reported that available Cu, Fe and Mn were adequate in various districts i.e. Hyderabad, Badin, Mirpurkhas, Sanghar and Shaheed Benazirabad, Sindh, Pakistan except Zn which was deficient in 60% soil of Hyderabad and 90% in Sanghar. This is in confirmation with other studies, where the Zn deficiency had further increased (Memon *et al.*, 2012b). Pressmud was superior over FYM with regard to NPK contents when tested on maize. FYM had relatively more K than N but very minor quantity of P. On the other hand, pressmud had more N and more or less equal amounts of P and K (Memon *et al.*, 2012a). Results of this study report that FYM had relatively higher quantities of Cu, Fe, Mn and Zn over CPM. FYM has potential to make changes in soil properties and manage soils better (Damatto *et al.*, 2006).

Conclusion

Organic sources of nutrients have potential to increase nutrient contents and manage soils. In this study two organic sources FYM and CPM were applied to enhance nutrient contents and soil health under banana cultivation. Research related to soil properties as a result of FYM and CPM is negligible. This study suggests that use of organic sources of nutrients can vary soil properties and improve soil health better. FYM had an edge over CPM, that is, in addition to organic matter content, Kjeldahl's N, Olsen P and NH₄OAc-K, it improved DTPA-extractable Cu, Fe, Mn and Zn contents of the soil. The effect of CPM was slightly higher in case of EC of the soil. Banana typically grows well under low salt content, therefore, there is need to plan longterm studies on the use of CPM and establish its beneficial role on soil properties.

Acknowledgement

This work on 'Integrated Nutrient Management in Banana' was carried out in a project funded by Agriculture Department, Government of Sindh, Pakistan. Thanks to Mr. Imdad Nizamani of Asim Farm, Tando Soomro for providing experimental area and other facilities. The help from Matiari Sugar Mills, Matiari regarding pressmud for banana experimentation is also appreciated.

References

- Abbas, G., J.Z.K. Khattak, A. Mir, M. Ishaque, M. Hussain, H.M. Wahedi, M.S. Ahmed and A. Ullah. 2012. Effect of organic manures with recommended dose of NPK on the performance of wheat (*Triticum aestivum* L.). *J. Animal & Plant Sci.*, 22(3): 683-687.
- Abro, S.A., K.S. Memon, F.C. Oad, I. Rajpar, A. Lashari and M.H. Siddiqui. 2008. NPK management for banana cultivation in district Hyderabad. *Life Sci. Int. J.*, 2(2): 66-671.
- Adriano, M. de L., F. Gutierrez, L. Dendooven and M. Salvador-Figueroa. 2012. Influence of compost and liquid bioferment on the chemical and biological characteristics of soil cultivated with banana (*Musa* spp. L.). *J. Soil Sci. Plant Nutr.*, 12 (1): 33-43.
- Akhtar, M.E., M.T. Saleem and M.D. Stauffer. 2003. Potassium in Pakistan Agriculture. Pakistan. Agriculture Research Council, Islamabad, Pakistan. 50p.
- Anonymous. 2005. Statistix 8.1 User's manual Tallahassee, Florida.
- Anonymous. 2001. Fertilizer Use in Pakistan. Planning and Development Division, National Fertilizer Development Center, Islamabad.
- Anonymous. 2018. Statistical Year Book of Pakistan. Ministry of Food Agriculture and Livestock. Govt. of Pakistan, Islamabad.
- Ansari, S. and B.N. Hazarika. 2009. Effect of integrated nutrient management on leaf nutrient content in banana and nutrient availability in soil after harvest. *Envir. Ecol.*, 27(2): 553-556.
- Aziz, M.A., A.T. Aezum, S.S. Mahdi and T. Ali. 2012. Effect of integrated nutrient management on soil physical properties using Soyabean (*Glycine max* (L.) Merrill) as indicator crop under temperate conditions. *Int. J. Curr. Res.*, 4(1): 203-207.
- Bhalerao, V.P., N.M. Patil, C.D. Badgujar and D.R. Patil. 2009. Studies on integrated nutrient management for tissue cultured Grand Naine banana. *Indian J. Agric. Res.*, 43(2): 107-112.
- Bhalerao, V.P., Pujari and N.M. Patil. 2010. Effect of organics by substituting inorganic N fertilizer on soil properties, nematode population and yield of banana. *Asian J. Soil Sci.*, 4(2): 236-240.
- Bhatti, I.B.M., S.J.I. Bukhari, A. Hussain and H.I. Majidano. 1995. Cultivation of Banana. Sindh Horticultural Research Institute, Mirpurkhas, Pakistan.
- Bouyoucos, G.H. 1962. A recalibration of the hydrometer method for making mechanical analysis of soils. *Agron. J.*, 43: 434-438.
- Bremner, J.M. 1965. Total nitrogen. p. 1149-1178. In: (Eds.) Black, C.A. *et al. Methods of Soil Analysis*. Part 2. 1st ed. ASA, Madison, WI.
- Damatto Jr., E.R., R.L.V. Boas, S. Leonel and D.M. Fernandes. 2006. Changes in soil properties managed with organic compost rates under banana plant. *Rev. Bras. Frutic. Jaboticabal- SP*, 28(3): 546-549.
- Estefan, G., R. Sommer and J. Ryan. 2013. Methods of soil, plant and water analysis. A manual for the West Asia and North Africa region. 3rd ed. ICARDA, Beirut, Lebanon.
- Ghulam, S., M.J. Khan, K. Usman and H. Rehman. 2010. Impact of pressmud as organic amendment on physico-chemical characteristics of calcareous soil. *Sarhad J. Agric.*, 26(4): 565-570.
- Jackson, M.L. 1958. Soil Chemical Analysis. Prentice Hall. Inc. Eagle Wood Cliffs. N. J. p. 372-374.
- Jan, A. and M. Noor. 2007. Response of wheat to farmyard manure and nitrogen under rainfed conditions. *Afri. Crop Sci. J.*, 8: 37-40.
- Jeyabaskaran, K.J. and M.M. Mustaffa. 2010. Integrated nutrient management in banana. *Ind. J. Fert.*, 6(11): 24-31.
- Kaloi, G.M., M. Mehrunisa, K.S. Memon, S. Ahmad, S.A. Sheikh and G.M. Jamro. 2017. Effect of sugar industry

- spentwash (diluted) on the characteristics of soil and sugarcane (*Saccharum officinarum* L.). *Environ. Monit. Assess.*, 189: 127 DOI 10.1007/s10661-017-5861-2189.
- Lindsay, W.L. and W.A. Norvell. 1978. Development of a DTPA soil test for zinc, iron, manganese and copper. *Soil Sci. Soc. Am. J.*, 42: 421-428.
- Liu, E.C.Y, X. Mei, Y. Zhang and T. Fan. 2013. Long term effect of manure and fertilizer on soil organic carbon pools in dryland farming in Northwest China. *Plos One*, 8(2): e5636.
- Martin-Prevel, P. 1977. Echantillonnage du bananier pour l'analysefoliaire: consequences des differences de techniques. *Fruits*, 32: 151-66.
- Memon, K.S., H.K. Puno and S.M. Memon. 1988-89. Cooperative research programme on micronutrient status of Pakistan soils. Fifth Annual Report, Department of Soil Science, Sindh Agriculture University Tandojam, Pakistan.
- Memon, M., G.M. Jamro, N. Memon, K.S. Memon and M.S. Akhtar. 2012b. Micronutrient availability assessment of tomato grown in taluka Badin. *Pak. J. Bot.*, 44(2): 649-654.
- Memon, M., K.S. Memon, S. Mirani and G.M. Jamro. 2012a. Comparative evaluation of organic wastes for improving maize growth and NPK content. *Afr. J. Biotech.*, 11(39): 9343-9349.
- Memon, N., K.S. Memon., R. Anwar., S. Ahmad and M. Nafees. 2010. Status and response to improve NPK fertilization practices in banana. *Pak. J. Bot.*, 42(4): 2369-2381.
- Memon, S.A. 1998. Micronutrient status in banana growing area of district Hyderabad. *Pak. J. Agri. Engg. Vet. Sci.*, 14(1): 15-19.
- Mughal, A.Y.C. 2002. Micronutrients (Cu, Fe, Mn & Zn) status of soils and banana plants in District Nawabshah. M.Sc. Thesis, Horticulture, Sindh Agriculture University, Tandojam.
- Murphy, I. and I.P. Riley. 1962. A single solution method for the determination of soluble phosphate in sea water. *J. Mar. Biol. Assoc. U.K.*, 37: 9-14.
- Olsen, S.R., C.V. Cole., F.S. Watanabe and L.A. Dean. 1954. Estimation of available phosphorus in soil by extraction with NaHCO₃, USDA Circular No. 939. US Govt. Print Office, Washington DC, USA.
- Ozbek, N. and S. Damsman. 1978. A study to diagnose macro and micro nutrient deficiencies in important banana clones grown in Mediterranean Region. Ankara University, Faculty of Agriculture Ankara-Turkey 682.
- Rajput, A., M. Memon, K.S. Memon and S. Tunio. 2015. Integrated nutrient management for better growth and yield of banana under Southern Sindh climate of Pakistan. *Soil Environ.*, 34(2): 126-135.
- Rajput, A., M. Memon, K.S., Memon, S. Tunio., T.A. Sial and M.A. Khan. 2017. Nutrient composition of banana fruit as affected by farm manure, composted Pressmud and mineral fertilizers. *Pak. J. Bot.*, 49(1): 101-108- 2017.
- Singh, N.J., H.S. Athokpam, K.N. Devi, N. Chongtham, N.B. Singh, P.T. Sharma and S. Dayananda. 2015. Effect of farm yard manure and pressmud on fertility status of alkaline soil under maize-wheat cropping sequence. *Afr. J. Agric. Res.*, 10(24): 2421-2431.
- Vanilarasu, K. and G. Balakrishnamurthy. 2014. Influences of organic manures and amendments in soil physico-chemical properties and their impact on growth, yield and nutrient uptake of banana. *The BioScan*, 9(2): 525-529.
- Wahba, M.M. 2007. Influence of compost on morphological and chemical properties of sandy soils, Egypt. *J. Appl. Sci. Res.*, 3(11): 1490-1493.
- Wiebel, J., P. Ludders and A. Krauss. 1994. Nutrient status of banana plantations in the Indus plains of Sindh Pakistan. *J. Potassium Res.*, 10(2): 134-139.
- Yao, L., G. Li., B. Yang and S. Tu. 2009. Optimal fertilization of banana for high yield, quality and nutrient use efficiency. *Better Crops*, 93: 10-15.
- Zhong, S., Y. Mo, G. Guo, H. Zeng and Z. Jin. 2014. Effect of continuous cropping on soil chemical properties and crop yield in banana plantation. *J. Agr. Sci. Tech.*, (16): 239-250.
- Ziauddin, S. 2009. Integrated nutrient management studies in banana (cv. Ardhapuri). *Asian J. Hort.*, 4(1): 126-130.

(Received for publication 25 April 2020)