

ALTITUDINAL VARIATION IN THE CONTENT OF PROTEIN, PROLINE, SUGAR AND ABSCISIC ACID (ABA) IN THE ALPINE HERBS FROM HUNZA VALLEY, PAKISTAN

ASGHARI BANO^{1*}, ABDUL REHMAN¹ AND MATTHIAS WINIGER²

¹Department of Plant Sciences, Faculty of Biological Sciences, Quaid-i-Azam University, Islamabad, Pakistan

²Institute of Geography, University of Bonn, Germany

Abstract

Leaves of four herbaceous alpine plant species were collected during summer, 2002 from two different altitudes viz., 3,000–3,500 m a.s.l. from the east-facing slope of Ultar pasture of Hunza valley, Pakistan to determine the protein, proline, sugar and abscisic acid (ABA) contents of leaves. The average maximum temperature recorded during the months of July and August varied from 22°C to 24°C and minimum temperatures varied between 11°C to 13°C, whereas average maximum humidity varied from 39-35% and minimum varied from 19 to 21% respectively. Soils of Ultar are acidic.

At the altitude of 3,000 m a.s.l. *Galium aparine* L. showed the maximum endogenous ABA; *Onobrychis dealbata* Stocks., showed the highest sugar and protein content, whereas *Polygonum alpinum* All., exhibited maximum proline. All the plant species showed a general trend for increased accumulation of protein, sugar, proline and free endogenous ABA in leaves at high altitude. The extent of increase appears to be determined by the basal level of the above mentioned biochemical contents and is necessary for survival of that species at high altitude.

Introduction

Cold acclimation is associated with several physiological and biochemical alterations in the plants. The best-characterized changes include alterations in gene expression, changes in hormone levels, increases in soluble sugars, amino acids and organic acids, accumulation of osmoprotectants and protective proteins as well as modification of membrane lipid composition (Hughes & Dunn, 1996; Palva & Heino, 1998; Thomashow, 1999). Both genetic and biochemical studies established that ABA plays an essential role in stress responses serving as a signal, which triggers processes leading to increased frost tolerance (Abromeit *et al.*, 1992; Sarnighausen, 1994; Leung & Giraudat, 1998; Mahajan & Tuteja, 2005).

The exposure of chilling sensitive plants to low temperatures raises the endogenous level of ABA (Rikin, 1976; Daie & Campbell, 1981; Eamus & Wilson, 1983; Doerffling, 1998). The soluble carbohydrates increase from fall to winter and decrease in spring as they deharden (Levitt, 1980; Alden & Hermann, 1971; Tumanov, 1979; Siminovitch, 1981). The study of localization of sugar in cells of hardy plants is of great importance in order to explain their role at low temperature and to understand the mechanism of their protective effect (Heber, 1959). Deharden proteins are induced in plants by dehydration related environmental stresses such as low temperature, drought or high salinity (Close, 1996; Borovskii *et al.*, 2000).

The objective of the present investigation was to investigate the changes in endogenous hormone, abscisic acid, sugar and proline in plants with respect to variation in altitude in Hunza valley and constitute the first report of that area.

*Corresponding author: asgharibano@yahoo.com

Materials and Methods

Study area: The research was conducted in Hunza Valley. The area is localized (36.38 North, 73.34 East) in the northern part of Pakistan. Ultar is a multi species grazing area, where the inhabitants of Karimabad and adjoining villages take their cattle for grazing by mid of May till mid of September. This pasture area is located north of Karimabad, Hunza. There is practically only one slope that is the eastern slope where vascular plants grow. The other slopes are very steep and rocky.

Collection of plant samples: Plant leaves were collected during summer, 2002 from the Ultar pastures, Hunza Valley from two different altitudes viz., 3,000 m a.s.l. to 3,500 m a.s.l. for the analyses of protein, proline, sugar and ABA content of leaves. The fully expanded actively synthesizing green leaves of each species were collected randomly from 3-5 plants and stored at -80°C till further analysis.

Extraction of leaf tissue for protein: The leaves were analyzed for protein content following the method of Lowry *et al.*, (1951).

Extraction of leaf tissue for proline: Proline content was measured according to the method of Bates *et al.*, (1973).

Extraction of leaf tissue for sugar: The leaves were analyzed for sugar content following the method of Dubo *et al.*, (1956) as modified by Johnson *et al.*, (1966) using glucose as standard.

Extraction of leaf tissue for ABA: The leaves were extracted and purified for endogenous ABA following the method of Kettner & Doerffling (1995).

The freeze-dried plant leaves (0.50 g) were homogenized in 80% methanol supplemented with 10 mg L^{-1} butylated hydroxytoluene. The plant extract was left for 72 h at 4°C in 80% methanol with concomitant change in the solvent at each 24 h. The extract was centrifuged at 3,000 g for 10 min., and the supernatant was evaporated to dryness on RFE at 35°C .

The extract was concentrated to an aqueous residue (30 mL) and adjusted to pH 2.5 with 2 N H_2SO_4 , and extracted with EtOAc ($3 \times 10\text{ mL}$). The aqueous residue was discarded, and the EtOAc extracts were combined and evaporated to dryness on RFE at 35°C and dissolved in methanol. The samples were passed through a $0.45\text{-}\mu\text{m}$ polytetrafluoroethylene disposable filter. The sample was injected onto a C_{18} column and eluted with a linear gradient of methanol (10–70%), containing 0.01% acetic acid, at a flow rate of 4 mL/min. The retention time of ABA was determined by using authentic standards (Sigma Chemical Company), at 210 nm.

Physico-chemical characteristics of soil: At each elevation, a soil sample from 20 cm depth was taken with a stainless steel auger. The samples collected randomly from 8 sites, were pooled together, stored in plastic bags, sealed and labeled. Soil samples were dried in an air-forced oven at 40°C . The dried samples were sieved out to remove stones and plant residues and were ground in a stainless steel mill and passed through a 2-mm sieve. The sieved soils were collected and stored till further analyses.

Table 1. Analysis of soil samples of Ultar pasture, Hunza valley collected during summer, 2002.

Altitude (m) a.s.l	pH	EC μ S/cm	Macro & micro nutrients (ppm)							
			Na	NO ₃ -N	P	K	Ca	Mg	Mn	Fe
2500										
↓	6.3	179	4	1.3	7.07	129	274	81	6	6
3500										

Results and Discussion

The average maximum temperature recorded during the months of July and August varied from 22°C to 24°C and minimum temperatures varied between 11°C to 13°C, whereas average maximum humidity varied from 39-35% and minimum varied from 19 to 21% respectively. Table 1 shows the variation in physico-chemical characteristics of soil in the study area. Soils of Ultar are acidic. Values for NO₃ – N, K, P and Mn were observed to be considerably higher at Ultar.

Cold acclimation is a complex process involving a number of biochemical and physiological changes, associated with the accumulation of sugars, several types of proteins, lipids, abscisic acid and other products of altered metabolism (Pinedo *et al.*, 2000; Szalai *et al.*, 2000; Atici *et al.*, 2003; Nagao *et al.*, 2005). A trend of increasing freezing resistance with increasing altitude was found in seeds of *Eucalyptus pauciflora* (Pryor, 1956). Similar results were obtained by Sakai & Wardle (1978) and Alberti *et al.*, (1985). Hardiness increased with increasing altitude in *Abies sachalinensis* (Eiga & Sakai, 1984). The species specific variation in protein, proline, sugar and ABA content is represented at 3000 m a.s.l. taking as control. Considering the measurement at 3000 m a.s.l. the leaf protein content (Fig. 2) was found to be maximum in *Onobrychis dealbata* while *Thymus serpyllum* showed the minimum protein content.

The proline content (Fig. 3) was found to be maximum in leaves of *Polygonum alpinum*, while *Galium aparine* exhibited minimum proline content. The sugar content (Fig. 4) was higher in leaves of *Onobrychis dealbata*, while *Galium aparine* showed minimum sugar content. *Galium aparine* showed the highest endogenous level of ABA (Fig. 5) whereas; *Onobrychis dealbata* had lowest level of endogenous ABA. With the increase in altitude from 3000 m a.s.l. to 3500 m a.s.l. all the plant species showed increase in protein, proline sugar and for endogenous ABA content. However the magnitude of increase for each biochemical content differs substantially with species. With increase in altitude for 500 from previous, *Thymus* sp., having minimum protein showed maximum increase, whereas, *Onobrychis* sp., having maximum protein at 3000 m a.s.l. showed least increase. Similarly, the *Polygonum* sp., which did not show maximum sugar content in leaves exhibited maximum increase in sugar content as compared to *Thymus* sp., which showed maximum increase in leaf sugar with the increase in altitude.

In case of proline and ABA the accumulation was further augmented with the increase in altitude for 500 m in those species which had high basal level of proline and ABA; for example *Polygonum* sp., having maximum proline at low altitude of 300 m showed further increase in proline content whereas, *Gallium* sp., having minimum leaf proline at low altitude showed least increase in leaf proline with the increase in altitude. *Gallium* sp., with maximum ABA content among the species at low altitude showed further increase in ABA and *Onobrychis* sp., having minimum ABA showed least increase.

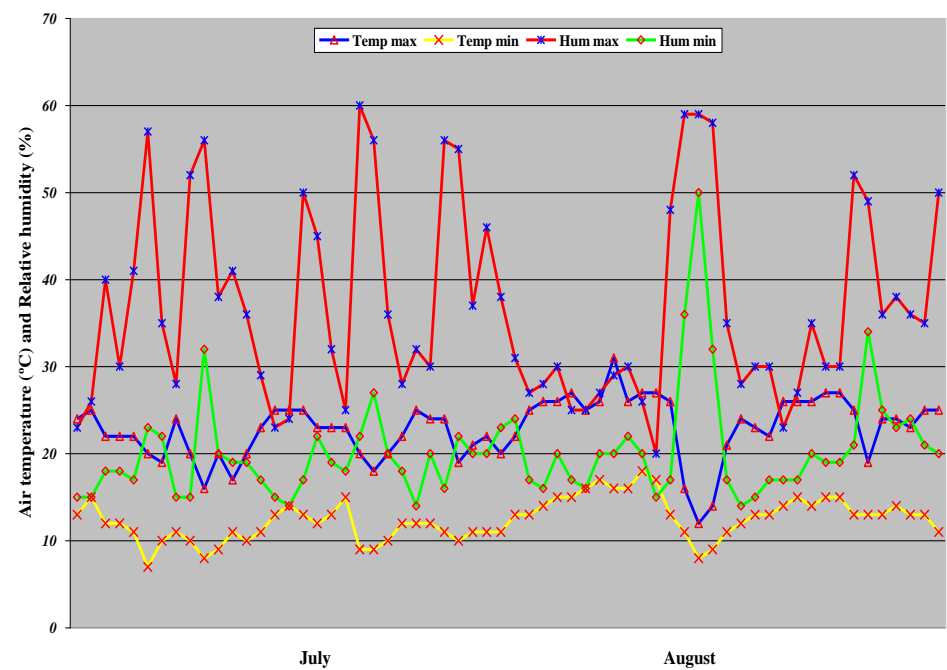


Fig. 1. Data showing the records of Relative humidity (%) and Air temperature (°C) at Ultar during July- August, 2002.

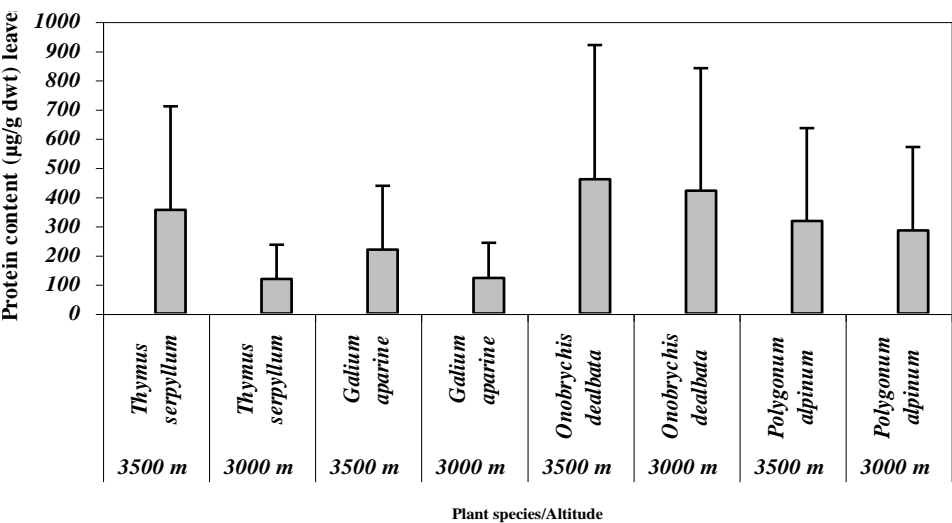


Fig. 2. Protein content (µg/g dwt) in leaves of plant species collected from two different altitudes of Ultar pastures. The plant samples were collected at flowering stage at altitudes ranging from 3,000 m a.s.l. to 3,500 m a.s.l. during summer season. Bars indicate SE.

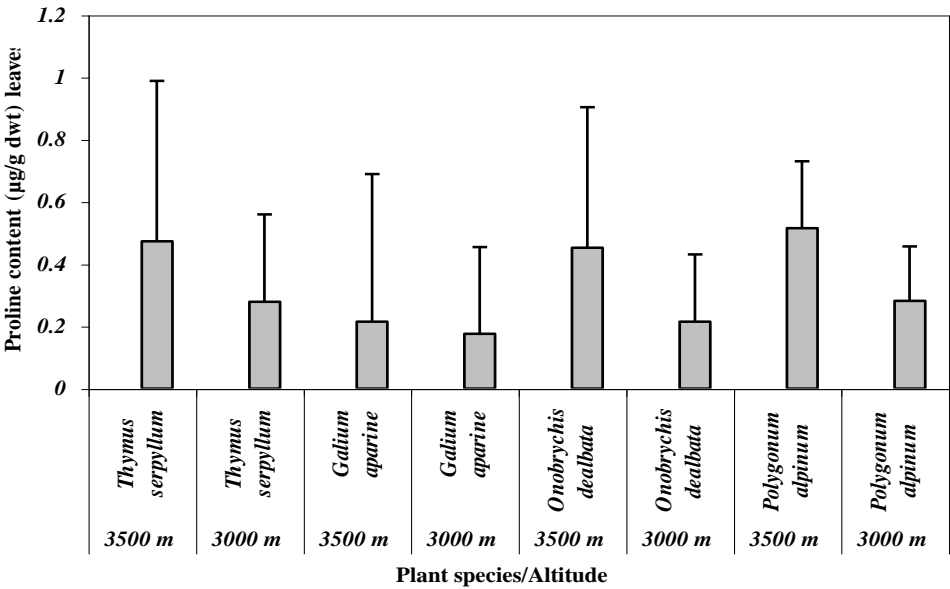


Fig. 3. Proline content (µg/g dwt) in leaves of plant species collected from two different altitudes of Ultar pastures. The plant samples were collected at flowering stage at altitudes ranging from 3,000 m a.s.l. to 3,500 m a.s.l. during summer season. Bars indicate SE.

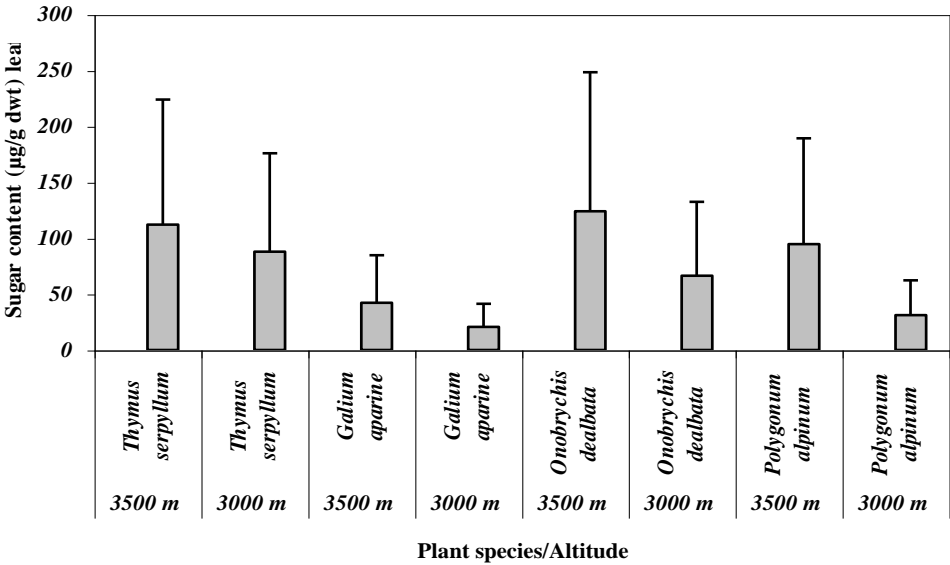


Fig. 4. Sugar content (µg/g dwt) in leaves of plant species collected from two different altitudes of Ultar pastures. The plant samples were collected at flowering stage at altitudes ranging from 3,000 m a.s.l. to 3,500 m a.s.l. during summer season. Bars indicate SE.

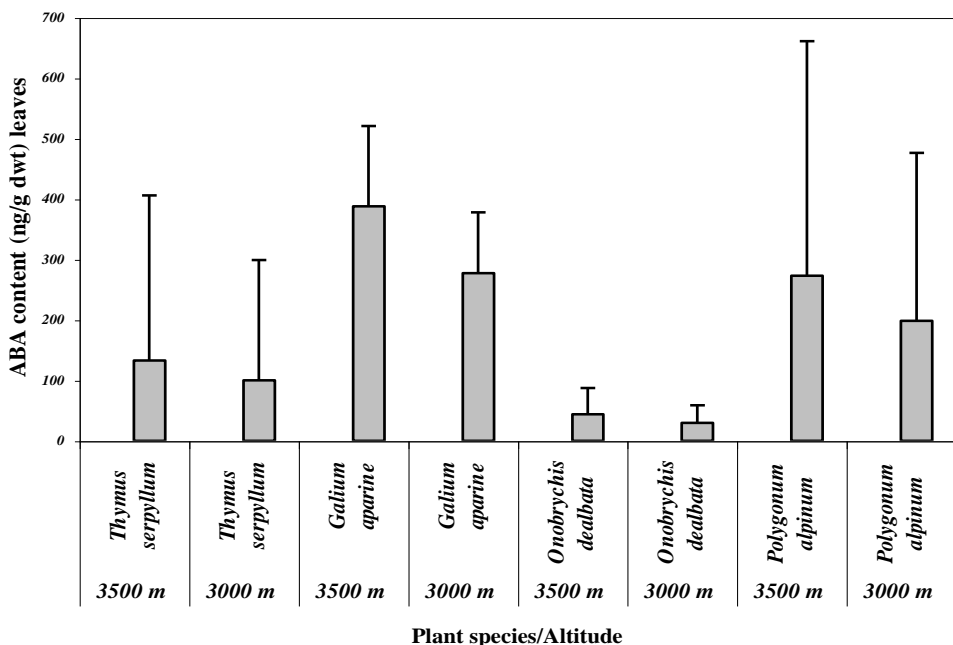


Fig. 5. Endogenous ABA content (ng/g dwt) in leaves of plant species collected from two different altitudes of Utlar pastures. The plants were collected at flowering stage at altitudes ranging from 3,000 m a.s.l. to 3,500 m a.s.l. during summer season. Bars indicate SE.

The presence of anti-freeze proteins is one of the mechanisms of plants to tolerate low temperatures. They have been found in wheat, barley, rye, alfalfa (Hon *et al.*, 1994; Antikainen, *et al.*, 1996; Antikainen & Griffith, 1997) and carrots (Worrall, *et al.*, 1998; Smallwood, *et al.*, 1999). Seasonal variation in protein quantity and quality has also been studied in several woody plant species. Soluble protein concentrations of pine needles increase during cold acclimation (Pomeroy & Siminovitch, 1970; Nasholm & Ericsson, 1990; Nozzolillo, *et al.*, 1990). Transgenic tobacco plants accumulating high levels of proline, or glycine betaine exhibited tolerance to cold temperature (Konstantinova *et al.*, 2002; Parvanova *et al.*, 2004) and a peak in proline content of a winter wheat was observed after 3-week hardening period (Doerffling *et al.*, 1990). In winter wheat the hydroxyproline-resistant lines were found significantly more frost tolerant than wild-type (Doerffling *et al.*, 1993). Significant positive correlations between proline level and frost tolerance have been found in a broad spectrum of genotypes (Galiba, 1994).

Among the several protection mechanisms against low temperatures adaptability at high altitude increased sugar content acting as osmoregulant have been reported (Korner, 1999). Sucrose and other sugars play a central role as signalling molecules that modulate the physiology, metabolism and development of plants (Koch 1996, Coruzzi & Zhou, 2001; Arroyo *et al.*, 2003). A combination of both stress associated proteins and sucrose are reported to confer stress protection (Robertson, 1994). It has also been extensively reported by research workers that many plant species exhibit an increase in endogenous ABA concentrations when exposed to low temperature (Irving, 1969; Chen & Gusta, 1983) and that exogenous ABA can increase cold tolerance by 6 to 23°C (Keith & Mckersie, 1986; Xin & Li, 1992) and increase in ABA levels as an early response to cold

hardening temperatures (Cowan *et al.*, 1997). ABA content under chilling conditions is probably directly affected by the temperature (Zhang & Li, 1986).

Chilling-sensitive species including maize have been shown to exhibit increased levels of ABA when exposed to low temperature (Capell & Doerffling, 1993; Janowiak & Doerffling, 1996; Janowiak, 2003). ABA level has been shown to increase under conditions that lead to increased freezing tolerance both in woody plants (Li, 2002) and in herbaceous species (Chen *et al.*, 1983; Lang *et al.*, 1994; Faltusova *et al.*, 2002; Li *et al.*, 2005).

It is possible that proline and ABA have more intimate association with survival adaptability of plants at high altitude. Whereas, sugar and protein content have species specific variation, determined by the plasticity of individual, the critical basal level of sugar and protein at low altitude and the sensitivity of a plant to respond to cold stress. From the results it appears that there is a certain critical level of sugar and protein to be attained at high altitude. Profile of saturated and unsaturated lipids and the electrolyte leakage data are required for future investigations.

Acknowledgement

The authors are thankful to Deutsche Forschung Stipendium and DAAD for providing financial support to conduct this study under the CAK project. The suggestions and discussion provided by Prof. M. Winiger is highly appreciated.

References

- Abromeit, M., Askman, P., Sarnighausen, E and K. Doerffling. 1992. Accumulation of higher molecular-weight proteins in response to cold hardening and abscisic acid treatment in two winter wheat varieties with frost tolerance. *Journal of Plant Physiology*, 140: 617-622.
- Alberti, M., M. Romero, D. Rios and H. Wenzel. 1985. Altitudinal gradients of seasonal frost resistance in *Nothofagus* communities of southern Chile. *Acta Oecologica (Oecol Plant)*, 6(20): 21-30.
- Alden, J. and R.K. Hermann. 1971. Aspects of cold-hardiness mechanism in plants. *Botanical Review*, 37: 37-142.
- Antikainen, M. and M. Griffith. 1997. Antifreeze protein accumulation in freezing- tolerant cereals. *Plant Physiology*, 99: 423-432.
- Antikainen, M., M. Griffith, J. Zhang, W. Hon, D. Yang and K. Pihakaskimaunsbach. 1996. Immunolocalisation of antifreeze proteins in winter rye leaves, crowns, and roots by tissue printing. *Plant Physiology*, 110: 845-857.
- Arroyo, A., F. Bossi, R.R. Finkelstein and P. Leon. 2003. Three genes that affect sugar sensing (abscisic acid insensitive 4, abscisic acid insensitive 5 and constitute triple response 1) are differentially regulated by glucan in *Arabidopsis*. *Plant Physiology*, 133: 231-242.
- Atici, O., Y. Demir and I. Kocacaliskan. 2003. Effects of low temperature on winter wheat and cabbage leaves. *Plant Biology*, 4: 603-606.
- Bates, I.S., R.P. Waldern and I.D. Teare. 1973. Rapid determination of free proline for water stress studies. *Plant and Soil*, 39: 205-207.
- Borovskii, G.B., I.V. Stupnikova, A.I. Antipina, S.V. Vladimirova and V.K. Voinikov. 2000. Accumulation of dehydrin-like proteins in the mitochondria of cold-treated plants. *Journal of Plant Physiology*, 156: 797-800.
- Capell, B. and K. Doerffling. 1993. Genotype-specific differences in chilling tolerance of maize in relation to chilling-induced changes in water status. *Journal of Plant Physiology*, 135: 571-575.

- Chen, H.H., P.H. Li and M.L. Brenner. 1983. Involvement of abscisic acid in potato cold acclimation. *Plant Physiology*, 71: 362-365.
- Chen, T.H.H. and L.V. Gusta. 1983. Absciscic acid-induced freezing resistance in cultured plant cells. *Plant Physiology*, 73: 71-75.
- Close, T.J. 1996. Dehydrins: Emergence of a biochemical role of a family of plant dehydration proteins. *Plant Physiology*, 97: 795-803.
- Coruzzi, C.M and L. Zhou. 2001. Carbon and nitrogen sensing and signaling in plants. Emerging 'matrix' effects. *Current Opinion in Plant Biology*, 4: 247-253.
- Cowan, A.K., G.R. Richardson and J.C.G. Maurel. 1997. Stress-induced abscisic acid transients and stimulus-response-coupling. *Plant Physiology*, 100: 491-499.
- Daie, J. and W.F. Campbell. 1981. Response to tomato plants to stressful temperatures. *Plant Physiology*, 67: 26-29.
- Doerffling, K., H. Doerffling and G. Lesselich. 1993. *In vitro*-selection and regeneration of hydroxyproline-resistant lines of winter wheat with increased proline content and increased frost tolerance. *Journal of Plant Physiology*, 142: 222-225.
- Doerffling, K., M. Abromeit, U. Bradersen, H. Doerffling and G. Melz. 1998. Involvement of abscisic acid and proline in cold acclimation of winter wheat. *Plant Cold Hardiness*, 25: 283-292.
- Doerffling, K., S. Schulenburg, G. Lesselich and H. Doerffling. 1990. Absciscic acid and proline levels in cold hardened winter wheat leaves in relation to variety-specific differences in freezing resistance. *Journal of Agronomy and Crop Science*, 165: 230-239.
- Dubo, S.M., K.A. Giles, J.K. Hamilton, P.A. Rebers and F. Smith. 1983. Calorimetric method for determination of sugars and related substances. *Analytical Chemistry*, 28: 350, 1956.
- Eamus, D. and J.M. Wilson. 1983. ABA levels and effects in chilled and hardened *Phaseolus vulgaris*. *Journal of Experimental Botany*. 34: 1000-1006.
- Eiga, S. and A. Sakai. 1984. Altitudinal variation in freezing resistance of Sakhalin fir (*Abies sachalinensis*). *Canadian Journal of Botany*, 62: 156-160.
- Faltusova-Kadlecova, Z., M. Faltus and I. Prasil. 2002. Comparison of barley responses to short-term cold or dehydration. *Plant Biology*, 45: 637-639.
- Galiba, G. 1994. *In vitro* adaptation for drought and cold hardiness in wheat. Pp. In: *Plant Breeding Reviews*. 12. 115-162. (Ed.): J. Janick John Wiley and Sons, Inc. New York.
- Heber, U. 1959. Beziehungen zwischen der grobe der chloroplasten und ihrem gehalt an loslichen eiweissen und zuckern im zusammenhang mit dem frostproblem. *Protoplasma*, 51: 284-298.
- Hon, W., M. Griffith, P. Chong and D. Yang. 1994. Extraction and isolation of antifreeze proteins from winter rye (*Secale cereale*) leaves. *Plant Physiology*, 104: 971-980.
- Hughes, M.A and M.A. Dunn. 1996. The molecular biology of plant acclimation to low temperature. *Journal of Experimental Botany*, 47: 291-305.
- Irving, R.M. 1969. Characterization and role of an endogenous inhibitor in the induction of cold hardiness in *Acer negundo*. *Plant Physiology*, 44: 801-805.
- Janowiak, F and K. Doerffling. 1996. Chilling of maize seedlings: changes in water status and abscisic acid content in ten genotypes differing in chilling tolerance. *Journal of Plant Physiology*, 147: 582-588.
- Janowiak, F., E. Luck and K. Dorffling. 2003. Chilling tolerance of maize seedlings in the field during cold periods in spring is related to chilling-induced increase in abscisic acid level. *Journal of Agronomy and Crop Science*, 189: 156-161.
- Johnson, R.P., T.L. Balwani, L.J. Johnson, K.E. Meclure and B.A. Denority. 1966. Corn plant maturity II Effect on in vitro cellular digestibility and soluble carbohydrate content. *Journal of Animal Science*, 25: 617-623.
- Keith, C.N. and B.D. Mckersie. 1986. The effect of abscisic acid on the freezing tolerance of callus cultures of *Lotus corniculatus* L. *Plant Physiology*, 80: 766-770.
- Kettner, J. and K. Doerffling. 1995. Biosynthesis and metabolism of abscisic acid in tomato leaves infected with *Botrytis cinerea*. *Planta*, 196: 627-634.

- Koch, K.E. 1996. Carbohydrate modulated gene expression in plants. *Annual Review of Plant Physiology and Plant Molecular Biology*, 47: 509-540.
- Konstantinova, T., D. Parvanova, A. Atanassov and D. Djilianoiv. 2002. Freezing tolerant tobacco, transformed to accumulate osmoprotectants. *Plant Science*, 163: 157-164.
- Korner, C. 1999. *Alpine plant life: functional plant ecology of high mountain ecosystems*. Springer, Berlin, Heidelberg, New York.
- Lang, V., E. Mantyla, B. Welin, B. Sundberg and E.T. Palva. 1994. Alterations in water status, endogenous abscisic acid content and expression of rab18 gene during the development of freezing tolerance in *Arabidopsis thaliana*. *Plant Physiology*, 104: 1341-1349.
- Leung, J. and J. Giraudat. 1998. Abscisic acid signal transduction. *Annual Review of Plant Physiology and Plant Molecular Biology*, 49: 199-222.
- Levitt, J. 1980. *Responses of plants to environmental stresses*. Vol. 1. *Chilling, freezing and high temperature stresses*. 2nd. edn. Academic Press, London, New York.
- Li, C., N. Wu and S. Liu. 2005. Development of freezing tolerance in different altitudinal ecotypes of *Salix paraplesia*. *Biologia Plantarum*, 49(1): 65-71.
- Li, C., T. Puhakainen, A. Welling, A. Vihera-Aarnio, A. Ernstsén, O. Junttila, P. Heino and E.T. Palva. 2002. Cold acclimation in silver birch (*Betula pendula*). Development of freezing tolerance in different tissues and climatic ecotypes. *Plant Physiology*, 116: 478-488.
- Lowry, O.H., N.F. Rosebrough, A.L. Farr and R.I. Rohdoll. 1951. Protein measurement with the folin phenol reagent. *Journal of Biological Chemistry*, 193: 256.
- Mahajan, S. and N. Tuteja. 2005. Cold, salinity and drought stresses: An overview. *Archives of Biochemistry and Biophysics*, 444: 139-158.
- Nagao, M., A. Minami, K. Arakawa, S. Fujikawa and D. Takezawa. 2005. Rapid degradation of starch in chloroplasts and concomitant accumulation of soluble sugars associated with ABA induced freezing tolerance in the moss *Physcomitrella patens*. *Journal of Plant Physiology*, 162: 169-180.
- Nasholm, T. and A. Ericsson. 1990. Seasonal changes in amino acids, protein and total nitrogen in needles of fertilized Scots pine trees. *Tree Physiology*, 6: 267-281.
- Nozzolillo, C., P. Isabelle and G. Das. 1990. Seasonal changes in the phenolic constituents of jack pine seedlings (*Pinus banksiana*) in relation to the purpling phenomenon. *Canadian Journal of Botany*, 68: 2010-2017.
- Palva, E.T. and P. Heino. 1998. Molecular mechanism of plant cold acclimation and freezing tolerance in plant cold hardiness. (Eds.): P.H. Li and T.H. Chen. pp. 3-14. Plenum New York.
- Parvanova, D., A. Popova, I. Zaharieva, P. Lambrev, T. Konstantinova, S. Taneva, A. Atanassov, V. Goltsev and D. Djilianov. 2004. Low temperature tolerance of tobacco plants transformed to accumulate proline, fructans, or glycine betaine. Variable chlorophyll fluorescence evidence. *Photosynthetica*, 42: 179-185.
- Pinedo, M.L., G.F. Hernandez, R.D. Conde and J.A. Tognetti. 2000. Effect of low temperature on the protein metabolism of wheat leaves. *Plant Biology*, 43: 363-367.
- Pomeroy, M.K. and D. Siminovitich. 1970. Seasonal biochemical changes in the living bark and needles of red pine (*Pinus resinosa*) in relation to adaptation to freezing. *Canadian Journal of Botany*, 48: 953-967.
- Pryor, L.D. 1956. Variation in snow gum (*Eucalyptus pauciflora* Sieb.). *Proceedings of Linnean Society NSW*, 81: 299-31.
- Rikin, A., A. Blumenfeld and A.E. Richmond. 1976. Chilling resistance as affected by stressing environments and abscisic acid. *Botanical Gazette*, 137: 307-312.
- Robertson, A.J., A. Weninger, R.W. Wilen, P. Fu and L.V. Gusta. 1994. Comparison of dehydrin gene expression and freezing tolerance in *Bromus inermis* and *Secale cereale* grown in controlled environments, hydroponics and the field. *Plant Physiology*, 106: 1213-1216.
- Sakai, A. and P. Wardle. 1978. Freezing resistance of New Zealand trees and shrubs. *New Zealand Journal of Ecology*, 1: 51-61.
- Sarnighausen, E. 1994. *Studies on the expression of cold and ABA regulated proteins in wheat (Triticum aestivum L.)*. Ph.D. Thesis, University of Hamburg.

- Siminovitch, D. 1981. Common and disparate elements in the process of adaptation of herbaceous and woody plants to freezing - a perspective. *Cryobiology*, 18: 166-185.
- Smallwood, M., D. Worrall, L. Byass, L. Elias, D. Ashford and J. Doucet. 1999. Isolation and characterization of a novel antifreeze protein from carrot (*Daucus carota*). *Biochemical Journal*, 340: 385-391.
- Sulitinen, M.L. 1992. Physiological changes in the needles of *Pinus nigra* and *Pinus resinosa* with seasonal change in freezing stress resistance. *Acta Universitatis, Ouluensis*, 240.
- Szalai, G., I. Tari, T. Janda, A. Pestenacz and E. Paldi. 2000. Effect of cold acclimation and salicylic acid on changes in ACC and MACC contents in maize during chilling. *Plant Biology*, 43: 637-640.
- Thomashow, M.F. 1999. Plant cold acclimation: freezing tolerance genes and regulatory mechanisms. *Annual Review of Plant Physiology*, 50: 571-599.
- Worrall, D., L. Elias, D. Ashford, M. Smallwood, C. Sidebottom and P.A. Lillford. 1998. Carrot Leucine-Rich-Repeat Protein that Inhibits ice re-crystallization. *Science*, 282: 115-117.
- Xin, Z. and P.H. Li. 1992. Absciscic acid and induced chilling tolerance in maize suspension cultured cells. *Plant Physiology*, 99: 707-711.
- Zhang, C.L. and P.H. Li. 1986. Relationship between mefluidide and absciscic acid metabolism in chilled corn leaves. *Plant Physiology*, 81: 699-701.

(Received for publication 26 September 2008)